


  
**SHOA**  
2024





2 0 2 4













IDEA CREATIVE CONCEPT DISCOVERY














# INDEX /

Legend / راهنما	02
Shoa Industrial Group / گروه صنعتی شعاع	03
Contents / فهرست مطالب	06
<b>1/</b> Garden Lights / چراغ های حیاطی و پارکی	14
<b>2/</b> Street Lights / چراغ های خیابانی	64
<b>3/</b> Flood lights / پروژکتورها	70
<b>4/</b> High Bay Lights / چراغ های صنعتی	88
<b>5/</b> Inground Lights / چراغ های دفنی	96
<b>6/</b> Walk Lights / چراغ های زیر و کنار پله ای	106
<b>7/</b> UnderWater Lights / چراغ های استخری و آب نما	114
<b>8/</b> Wall Lights / چراغ های دیواری و دکوراتیو	120
<b>9/</b> Mirror Lights / چراغ های بالا آئینه ای	136
<b>10/</b> Lamps / لامپ ها	144
<b>11/</b> Sensors / سنسورها	148
<b>12/</b> LED Rope Lights / ریسه ها	152
<b>13/</b> Magnetic Lights / چراغ های مغنتی	162
<b>14/</b> Ceiling Lights / چراغ های سقفی	188










## Bases

-  E27
-  E14
-  E40
-  GU10
-  GU5.3
-  G12
-  G13
-  Rx7s
-  2xE27
-  2xGU10

-  Voltage
-  Ingress Protection
-  Wattage
-  Luminous Flux
-  Beam Angle
-  Life Span
-  Color Rendering Index
-  Power Factor
-  Dimmable
-  Working Temperature
-  Motion Sensor
-  No Flicker
-  Strip Length

## Color Temp.

-  1900K Amber
-  2700K Warm White
-  3000K Warm White
-  4000K Cool White
-  5000K Daylight
-  6000K Daylight
-  6500K Daylight

## LED Color

-  RGB Colors
-  LED Color



**گروه صنعتی شعاع** با بیش از **70** سال تجربه در صنایع روشنایی، با برنامه ریزی و پاسخگویی به نیازهای گوناگون و ارائه کیفیت مناسب یکی از پرچم داران صنعت روشنایی در کشور بوده است.

این سازمان با بهره گیری از بخش های مختلفی همچون برشکاری با لیزر، خمکاری CNC، ماشین کاری، قالب سازی، پرس کاری، تزریق پلاستیک، شست و شو و رنگ، مونتاژ، طراحی، تحقیق و توسعه، کنترل کیفیت، آزمایشگاه های IP، الکترونیک و نورسنجی، انبار و لجستیک در سایت کارخانه و واحد های فروش، مهندسی روشنایی، مارکتینگ، طراحی و نورپردازی، مالی و خدمات پس از فروش و با بهره گیری از نیروی انسانی متخصص و متعهد، دست به تولیداتی بر اساس **استاندارد ملی ISIRI-5920** و **استاندارد بین المللی IEC-60598** در کنار **سیستم مدیریت ISO-9001** زده و توانسته سهم قابل توجهی از بازار داخلی و کشورهای همسایه را در بر بگیرد. امیدواریم با عنایت پروردگار و حمایت مصرف کنندگان در رسالت و مأموریت سازمانی خود قدم کوچکی برای خودکفایی کشور عزیزمان برداشته باشیم.




— Great things in business are never done by one person; they're done by a team of people —

# COMPANY

SHOA INDUSTRIAL GROUP



# COMPANY



SHOA INDUSTRIAL GROUP

# CERTIFICATE







16/ SH-1405  
SH-1406  
SH-1407

16/ SH-1408

17/ SH-2401  
SH-2402  
SH-2403

17/ SH-2404

18/ SH-6401  
SH-6402  
SH-6403

18/ SH-6404

19/ SH-5401  
SH-5402  
SH-5403



19/ SH-5404

20/ SH-16101  
SH-16102  
SH-16103

20/ SH-16104

22/ SH-1634  
SH-1636  
SH-1638

22/ SH-1603

22/ SH-1635

22/ SH-1631

22/ SH-1632



23/ SH-1620

23/ SH-1621

23/ SH-1621-2

26/ SH-1634-Diamond  
SH-1636-Diamond  
SH-1638-Diamond

26/ SH-1603-Diamond

26/ SH-1635-Diamond

26/ SH-1631-Diamond

26/ SH-1632-Diamond



27/ SH-1620-Diamond

27/ SH-1621-Diamond

27/ SH-1621-2-Diamond

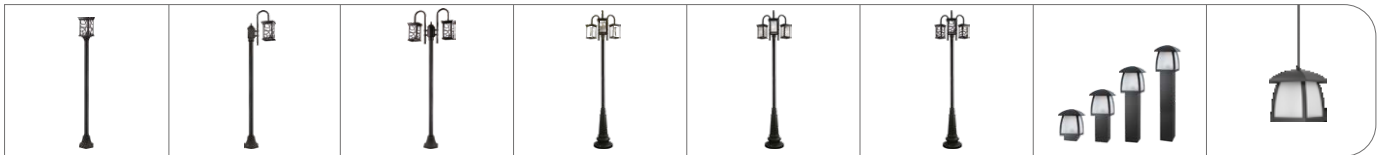
30/ SH-1734  
SH-1736  
SH-1738

30/ SH-1703

30/ SH-1735

30/ SH-1731

30/ SH-1732



31/ SH-1720

31/ SH-1721

31/ SH-1721-2

34/ SH-1623

34/ SH-1623-Diamond

34/ SH-1723

36/ SH-4502  
SH-4504  
SH-4506  
SH-4509

36/ SH-4505



36/ SH-4503

36/ SH-4501

40/ SH-4520

40/ SH-4521

40/ SH-4522

42/ SH-4505-Lx

42/ SH-4525

44/ SH-Luna-03  
SH-Luna-04



45/ SH-Celine-03  
SH-Celine-04

46/ SH-LX31-Cobra

46/ SH-LX42-Cobra

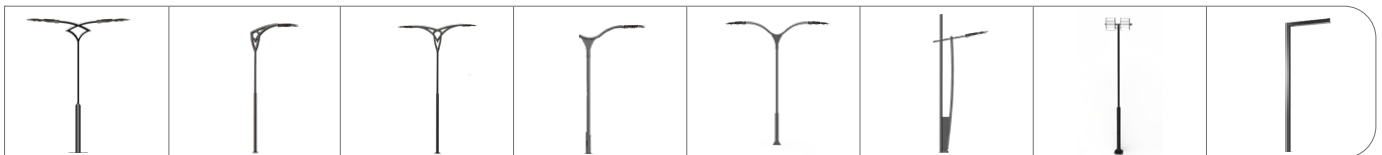
46/ SH-LX62-Cobra

47/ SH-LX31-UFO

47/ SH-LX42-UFO

47/ SH-LX62-UFO

48/ SH-ST7141  
SH-ST7161



49/ SH-ST7142  
SH-ST7162

50/ SH-AR9741  
SH-AR9761

51/ SH-AR9742  
SH-AR9762

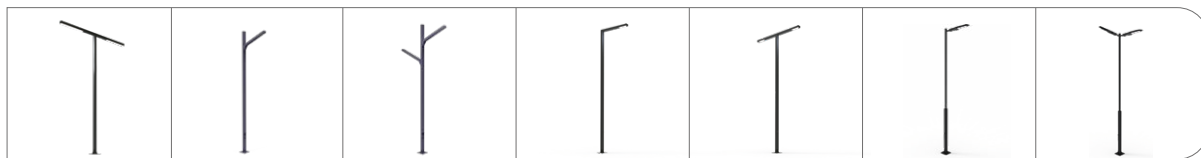
52/ SH-7741  
SH-7761

53/ SH-7742  
SH-7762

54/ SH-Ab41  
SH-Ab61

55/ SH-T42  
SH-T52  
SH-T62  
SH-T82

56/ SH-S711  
SH-S731  
SH-S741



57/ SH-S732  
SH-S742

58/ SH-S611  
SH-S631  
SH-S641  
SH-S661

59/ SH-S642  
SH-S662

60/ SH-S831  
SH-S841  
SH-S861

61/ SH-S842  
SH-S862

62/ SH-V41  
SH-V51  
SH-V61  
SH-V81

63/ SH-V42  
SH-V52  
SH-V62  
SH-V82

## 2 Street Lights



66/ SH-7450-200W

66/ SH-7350-150W

66/ SH-7250-100W

66/ SH-7150-50W

67/ SH-8350-150W

67/ SH-8250-100W

67/ SH-8150-50W



68/ SH-LX-UFO-2xE27  
SH-LX-UFO-RX7s  
SH-LX-UFO-G12  
SH-LX-UFO-LED-36W

69/ SH-1097-E27  
SH-1097-50W  
SH-1097-250HPS

## 3 Flood Lights



72/ SH-1292

72/ SH-1290

72/ SH-1288

73/ SH-1010

74/ SH-1397-10W

74/ SH-1398-3W

75/ SH-2507



75/ Spike

76/ SH-360D

78/ SH-1717-1W

80/ SH-1395-6LED

80/ SH-1395-12LED

80/ SH-1395-24LED

80/ SH-1395-36LED

81/ SH-5730-10W



81/ SH-5730-30W

81/ SH-5730-50W

81/ SH-5730-100W

82/ SH-4730-60W

82/ SH-4730-110W

82/ SH-4730-170W

82/ SH-4730-220W

83/ SH-4730-280W



83/ SH-4730-340W

84/ SH-4731M-110W

84/ SH-4731M-170W

84/ SH-4731M-220W

85/ SH-400S  
SH-250S

85/ SH-400F  
SH-250F

86/ SH-400G

86/ SH-400P



86/ SH-2122

86/ SH-2x400  
SH-2x250

86/ SH-1000G

87/ SH-2110

87/ SH-2015

4 High bay Lights



90/SH-4731-110W 90/SH-4731-170w 91/SH-4731-220w 92/SH-PT-100  
SH-PT-150  
SH-PT-200 93/SH-520G-20  
SH-520G-16 93/SH-PC22 94/SH-6157-12PC



94/SH-6157-20 95/SH-6157-16 95/SH-6157-16B 95/SH-6157-18B

5 Inground Lights



98/SH-1009-C 98/SH-1009-S 99/SH-1289-C 99/SH-1289-S 100/SH-1291-C 100/SH-1291-S 101/SH-1293-C



101/SH-1293-S 102/SH-2003-14C 102/SH-2003-14S 104/SH-1011 105/SH-2003-14-24S 105/SH-2003-14-44S

6 Walk Lights



108/SH-AD1000-I 108/SH-AD1000-F 110/SH-3003 111/SH-15104 112/SH-3083 112/SH-3087 112/SH-3085



112/SH-3079 112/SH-3081

7 Underwater Lights



116/SH-B4A0158  
SH-B4A0106 116/SH-B4XC0457  
SH-B4XC0418 116/SH-B4YB0657  
SH-B4YB0618 117/SH-B4ZB1257  
SH-B4ZB1218 117/SH-B4FB1857  
SH-B4FB1818 118/SH-B4B0657  
SH-B4B0618 119/TR-60-60W  
TR-150-150W  
TR-240-240W  
TR-300-300W



119/SH-LH5001-12

# 8 Wall Lights



122/SH-803

123/SH-13105


123/SH-13107

124/SH-8834

125/SH-162-02

125/SH-162-01

126/SH-101



127/SH-101M

128/SH-4105

129/SH-4106

130/SH-8094

130/SH-8093

131/SH-6630-24W  
SH-6630-48W

132/SH-2622

133/SH-100N



134/SH-102

135/SH-1820

# 9 Mirror Lights



138/SH-1660-18W

139/SH-1690-30W

140/SH-630A-12W

141/SH-666A-12W

143/SH-770A-10W

# 10 Lamps



146/SH-GU10-7W-35°  
SH-7W-35°  
SH-7W-105°

146/SH-MR16-5W

146/SH-GU10-5W

146/SH-A60-C-7W  
SH-A60-F-7W

146/SH-G45-C-4/5W  
SH-G45-F-4/5W

146/SH-G45-C-E14-4/5W  
SH-G45-F-E14-4/5W

146/SH-C35L-C-4W  
SH-C35L-F-4W



146/SH-50W-E27

146/SH-ST64-11W

147/SH-MH-250W  
SH-HPS-250W

147/SH-G12-150W

147/HQL-TS-2000W

147/SH-MH-400W  
SH-HPS-400W

147/SH-MH-2000W

147/SH-MH-1000W  
SH-HPS-1000W

# 11 Sensors



150/SH-003F

151/SH-0031

# 12 Led Rope Lights



154/Neon Flex

154/Mini Neon Flex

155/SH-2835-12V

156/SH-2835-180

157/SH-2835-120

158/SH-PL-100-10M




160 / SH-FLEX500-RGB 161 / SH-FLEX500



**13** Magnetic Lights

164 / SH-MPR-2M 165 / SH-MPS-2M 166 / SH-MT10-2M SH-MT25-2M 167 / SH-MG12-2M SH-MG18-2M 168 / SH-MGA6-2M SH-MGAT2-2M 169 / SH-MFA6-2M SH-MFA12-2M 170 / SH-MP10-2M



170 / SH-MP20-2M 171 / SH-MF10-2M SH-MF20-2M SH-MF30-2M SH-MF40-2M 172 / SH-MCWR-2M 172 / SH-MSRC-2M 172 / SH-MSCC-2M 172 / SH-MD100-2M SH-MD200-2M 172 / SH-MEAC-2M 172 / SH-MEDC-2M



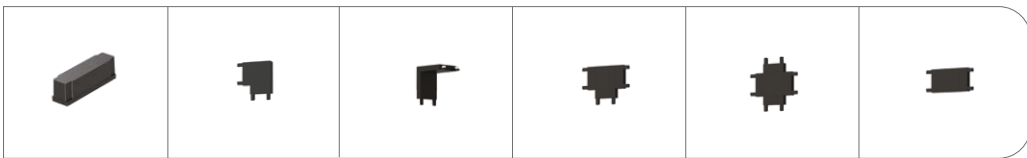
173 / SH-MCC3W-2M 173 / SH-MSCC4W-2M 173 / SH-MCC4W-2M 173 / SH-MCCRC-2M 173 / SH-MWCRC-2M 173 / SH-MSCC3W-2M



175 / SH-MG-Track-BK-2M 176 / SH-MG-05-HG300 176 / SH-MG-FX-1000 SH-MG-FX-2000 177 / SH-MG-04-10w-R SH-MG-05-R-HG-100 177 / SH-MG-05-E-150 178 / SH-MG-01-6W SH-MG-01-12W SH-MG-01-18W SH-MG-01-24W 179 / SH-MG-02-230F SH-MG-02-600F SH-MG-02-900F 180 / SH-MG-03-Linear-5W SH-MG-03-Linear-10W



181 / SH-MG-03-Multi-6W SH-MG-03-Multi-12W 182 / SH-MG-04-9w-TR SH-MG-04-18w-TR 182 / SH-MG-04-2x9w-TR 183 / SH-MG-04-3x2W 183 / SH-MG-04-C-80 SH-MG-04-C-ADJ-80 184 / SH-MG-04-9w-G 184 / SH-MG-04-20w-F 186 / SH-T26-100W-DR SH-T26-200W-DR

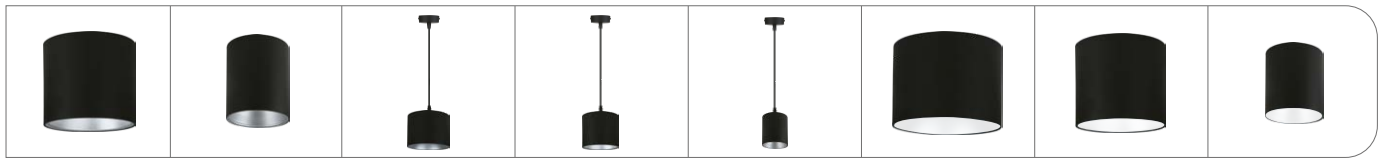


186 / SH-T26-Box 187 / SH-T26-A-L 187 / SH-T26-A-LV 187 / SH-T26-A-T 187 / SH-T26-A-X 187 / SH-ULT-T26-A-I



**14** Ceiling Lights

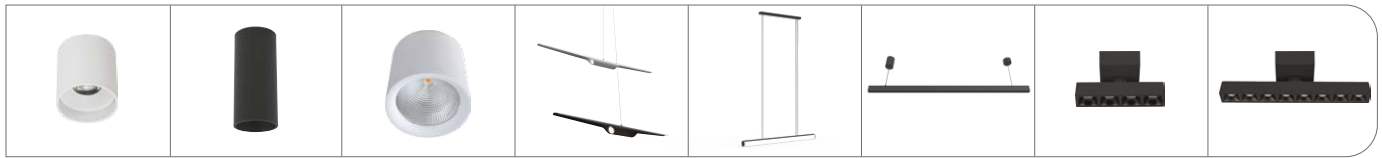
190 / SH-DL439-10W SH-DL436-20W SH-DL437-30W 192 / SH-449-10W SH-446-20W 193 / SH-2205-7W SH-2205-12W 194 / SH-2606S SH-2605S 194 / SH-2606 SH-2605 195 / SH-4416-7W 196 / SH-5016-7W



196/SH-4016-7W 196/SH-3016-4W 197/SH-5016S-7W 197/SH-4016S-7W 197/SH-3016S-4W 198/SH-5017-20W 198/SH-4017-15W 198/SH-3017-9W



199/SH-5017S-20W 199/SH-4017S-15W 199/SH-3017S-9W 200/SH-2017-6W 201/SH-5018-20W 202/SH-WG1617-5W 203/SH-ML10021-42W SH-ML10021S-42W 204/SH-1006F-6W SH-1012F-12W



205/SH-ML1006R-6W SH-ML1012R-12W 206/SH-456-15W 207/SH-ML4022-20W SH-ML6022-40W 208/SH-4118-14W 209/SH-1890-30W 211/SH-305R-24W 211/SH-XT304M-8W 211/SH-XT304M-14W



211/SH-XT304M-20W 212/SH-1115-18W SH-1115-24W SH-1115-36W SH-1115-50W 212/SH-1075-18W SH-1075-50W 212/SH-1115S-18W 213/SH-230M 214/SH-2612S 214/SH-2612 215/Pendant



215/Mount Ceiling 215/SH-60x60-40W SH-60x60-54W 216/SH-06H-06-18W 216/SH-06H-12-36W 217/SH-236J 218/SH-1811 219/SH-1811S 220/SH-1811M



221/SH-1814 222/SH-1814M 223/SH-1814S 224/SH-1813 226/SH-2020-6W 226/SH-3020-9W 226/SH-4020-15W 226/SH-6020-20W




226/SH-8020-30W 227/SH-2021 228/SH-2532-12W 228/SH-551-4W 228/SH-704-12W 228/SH-706-12W 229/SH-AL568-12W 229/SH-LJ661-3-12W



229/SH-LJ661-1-9W 230/SH-10A-01 230/SH-10A-03 230/SH-10A-06 232/SH-AL2512-7W 232/SH-AL4029-15W 232/SH-AL5029-30W 232/SH-AL6029-40W



232/SH-AL8029-50W 233/SH-AL6701-36W 233/SH-AL6702-2x36W 233/SH-AL6703-3x36W 234/SH-AL930-8W 234/SH-AL934-30W 235/SH-53-15W  
SH-53-30W 236/SH-1029




237/SH-918 238/SH-917S 239/SH-917 240/SH-920 241/SH-6101 241/SH-6102 241/SH-6103 242/SH-6301




242/SH-6302 242/SH-6303 243/SH-6201 243/SH-6202 243/SH-6203 244/SH-916D









Garden lights enhance the beauty of outdoor spaces, creating a magical ambiance for evening gatherings or quiet moments. They also provide safety and security by illuminating pathways and deterring potential intruders, making your garden a more inviting and secure place to enjoy.



# 1 Garden Lights

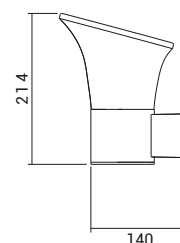


# Venus



750

SH-1408



1900



1150

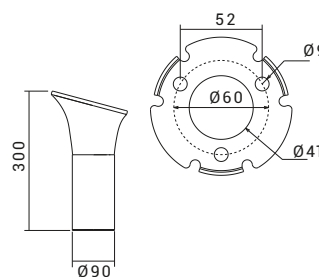
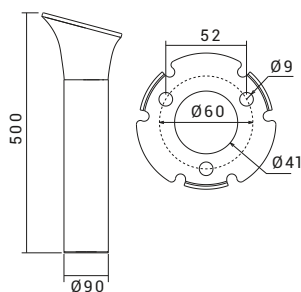
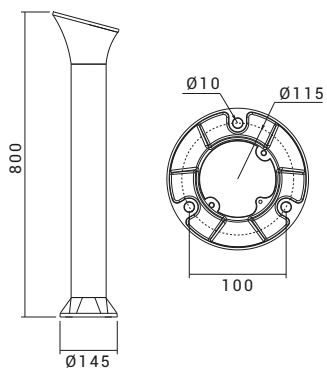


800

SH-1407

SH-1406

SH-1405

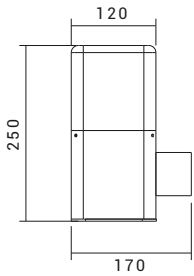


- COLOR**
- 9W LED**
- E27**
- Warm White 3000K**
- IP54**
- 230V 50Hz**
- Class I**

# Neo Classic



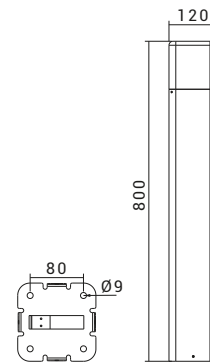
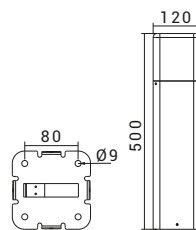
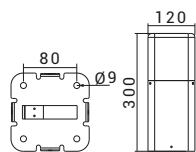
SH-2404



SH-2401

SH-2402

SH-2403





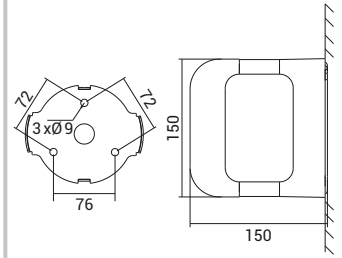
# Onyx



890


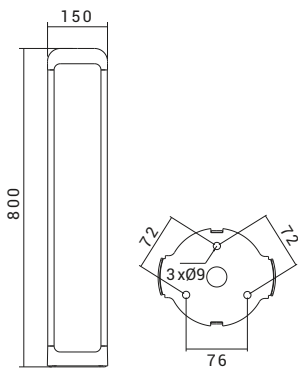


SH-6404



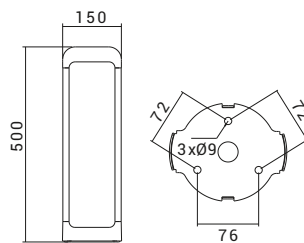
1900

SH-6403



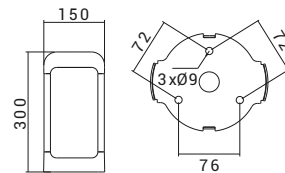
1470

SH-6402



1100

SH-6401



No Flicker

OSRAM LED 25,000h

CRI > 90 12W

Warm White 3000K IP65


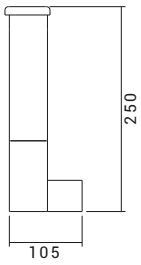
230V 50Hz Class I



9W  
840



SH-5404



9W  
900



SH-5401

20W  
1500



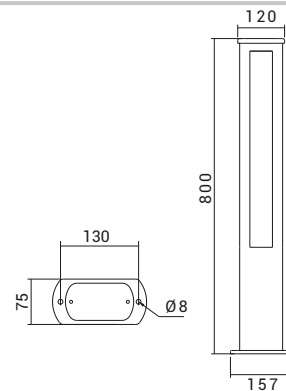
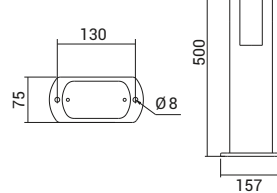
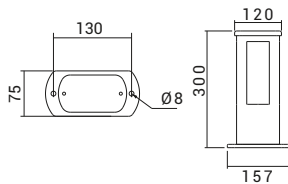
SH-5402

25W  
2230



SH-5403

25,000h  
CRI > 80  
IP54  
Cool White 4000K  
Class I  
230V 50Hz



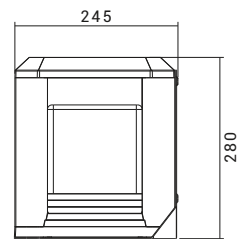
# Cubic



Gr 4500

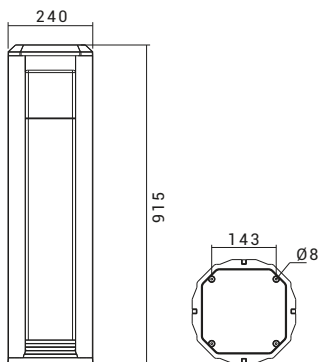


SH-16104



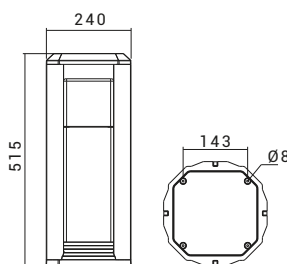
Gr 8570

SH-16103



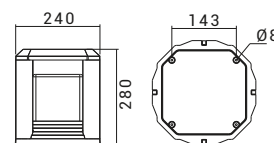
Gr 5030

SH-16102



Gr 2870

SH-16101



- 12W LED
- E27
- Warm White 3000K
- IP65
- 230V 50Hz
- Class I

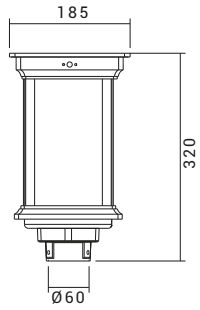




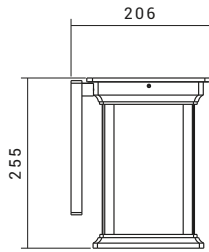
# Modern Classic



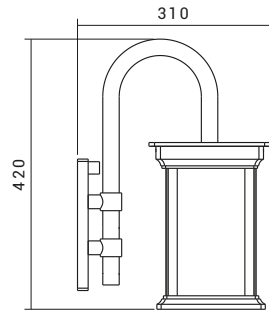
SH-1603



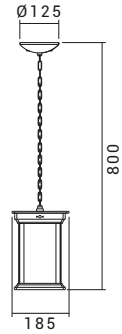
SH-1631



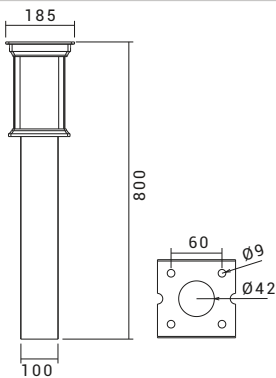
SH-1632



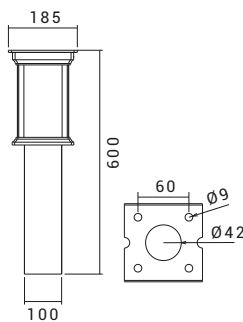
SH-1635



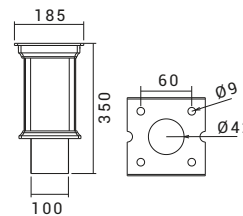
SH-1638



SH-1636



SH-1634



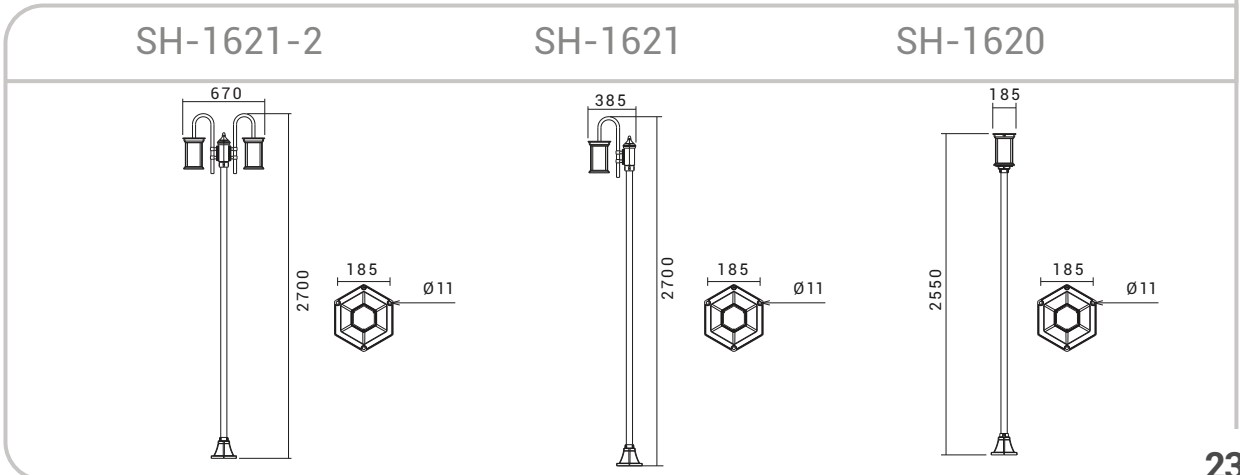
# Modern Classic



SH-1621-2

SH-1621

SH-1620





# Modern Classic

Garden Lights

www.shoaco.com





# Diamond Modern Classic

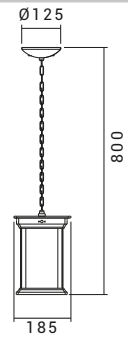

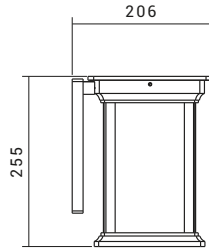
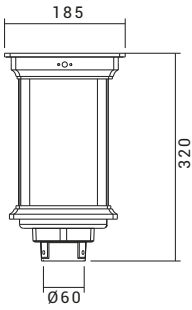


SH-1603 - Diamond

SH-1631-Diamond

SH-1632-Diamond

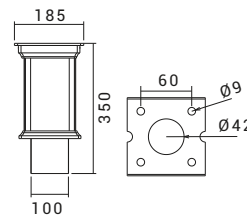
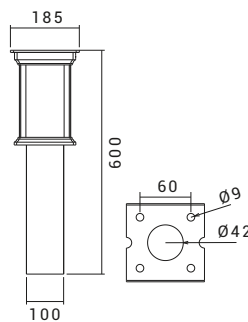
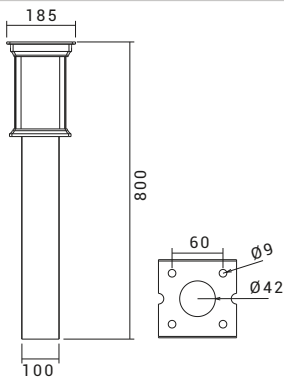
SH-1635-Diamond



SH-1638 -Diamond

SH-1636-Diamond

SH-1634-Diamond



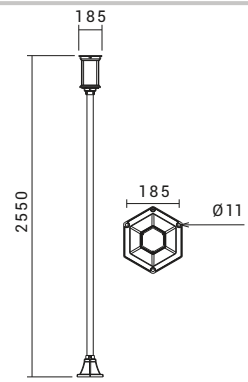
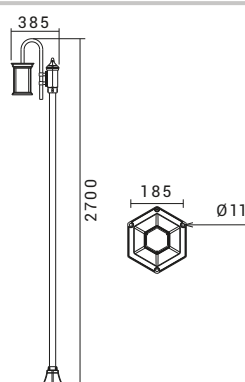
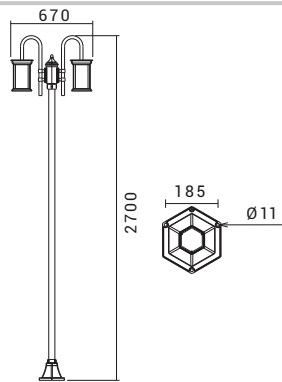
# Diamond Modern Classic



SH-1621-2-Diamond

SH-1621-Diamond

SH-1620-Diamond





# Diamond Modern Classic

Garden Lights

www.shoaco.com



# Diamond Modern Classic



Garden Lights


[www.shoaco.com](http://www.shoaco.com)



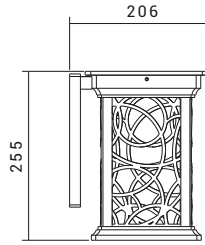
# Floral Modern Classic




SH-1703



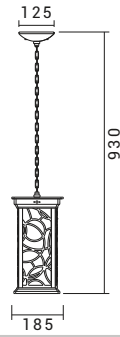
SH-1731



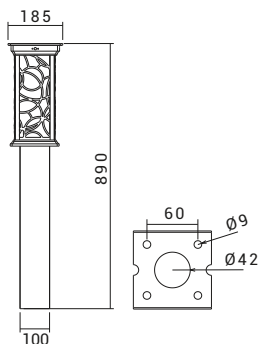
SH-1732



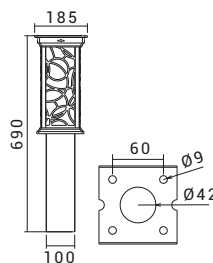
SH-1735



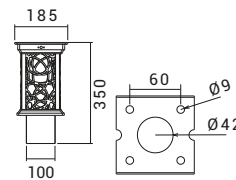
SH-1738



SH-1736



SH-1734



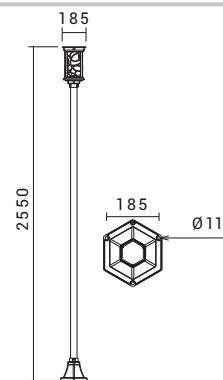
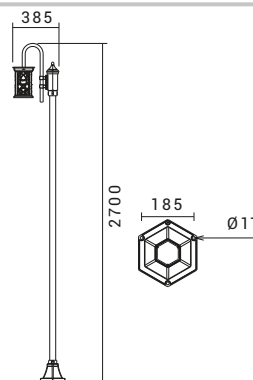
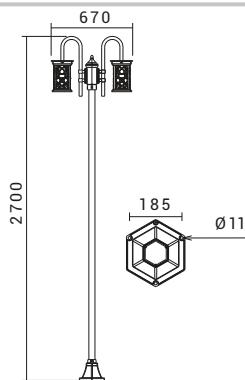
# Floral Modern Classic



SH-1721-2

SH-1721

SH-1720





# Floral Modern Classic

Garden Lights

www.shoaco.com



# Floral Modern Classic



Garden Lights

[www.shoaco.com](http://www.shoaco.com)


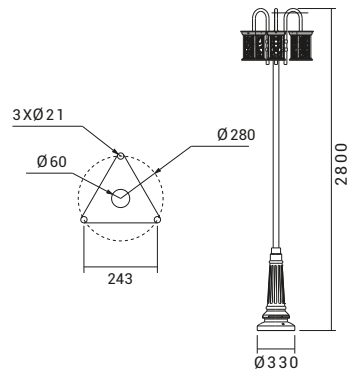
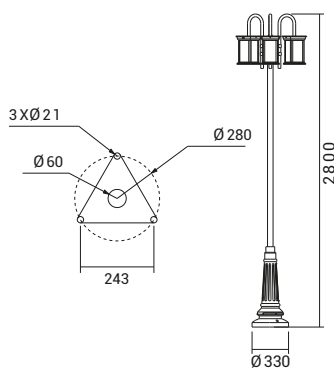
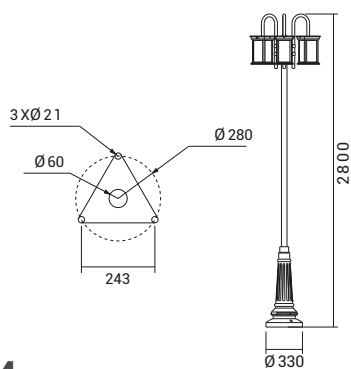
# Modern Classic Family



SH-1623

SH-1623-Diamond

SH-1723



# Floral Modern Classic



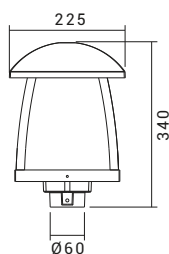
Garden Lights

[www.shoaco.com](http://www.shoaco.com)

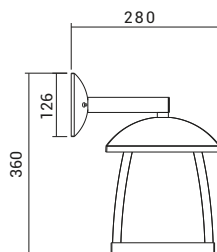
# Classic



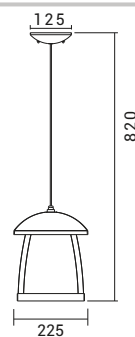
SH-4503



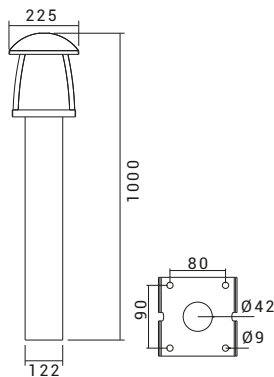
SH-4501



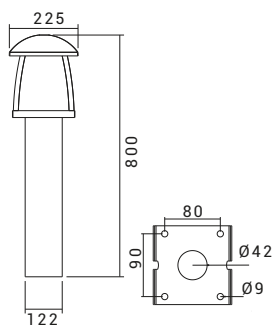
SH-4505



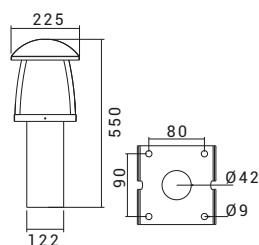
SH-4509



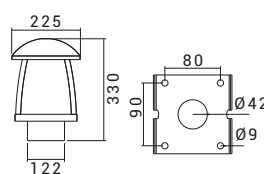
SH-4506



SH-4504



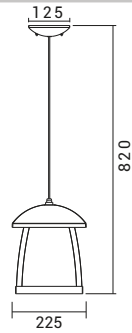
SH-4502



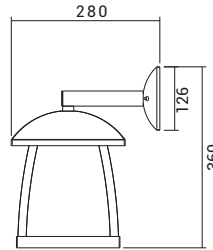
# Classic



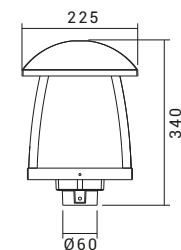
SH-4505



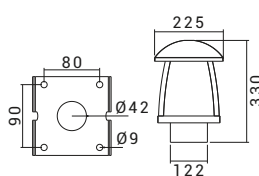
SH-4501



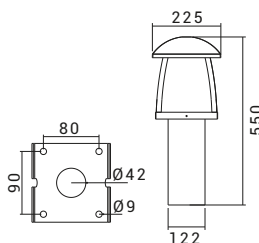
SH-4503



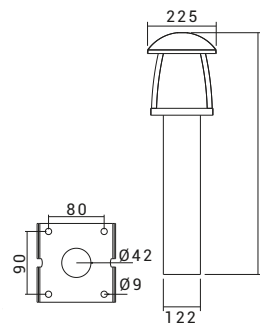
SH-4502



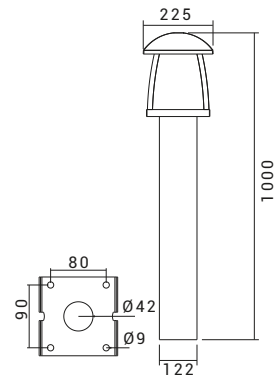
SH-4504



SH-4506




SH-4509







# Classic



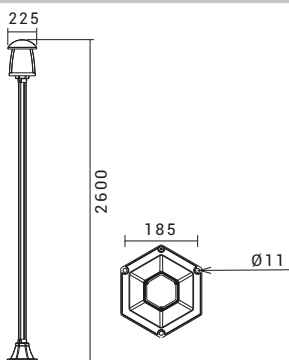




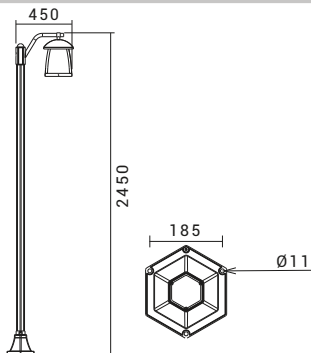
# Classic



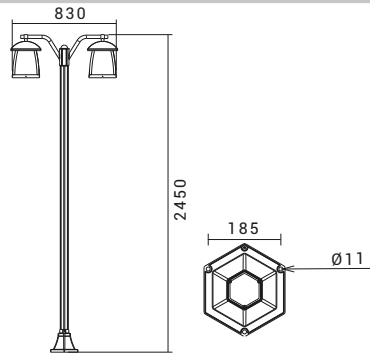
SH-4520



SH-4521



SH-4522

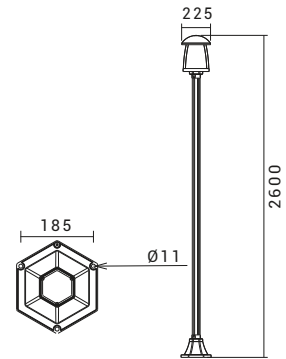
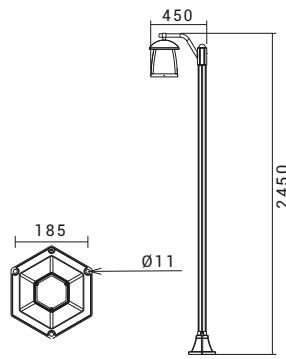
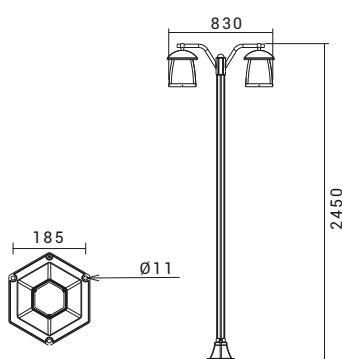




SH-4522


SH-4521

SH-4520

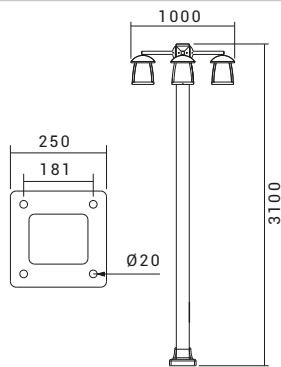




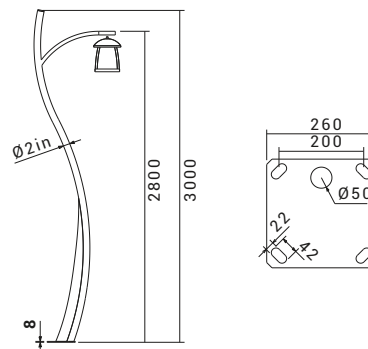
# Classic



SH-4525



SH-LX-4505






# Luna

Garden Lights

www.shoaco.com

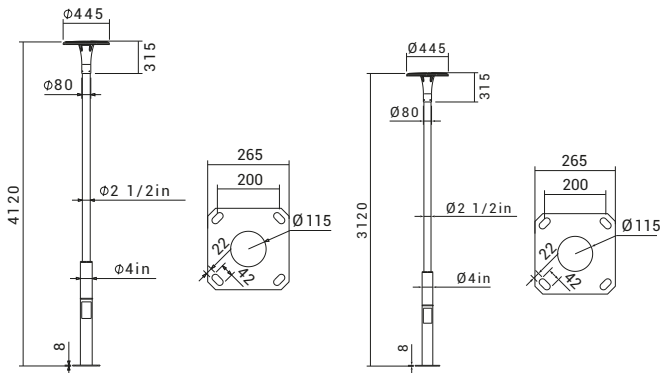


SH-Luna-04

SH-Luna-03









SH-9990



- 7350 LUMENS
- IP 65
- Cool White 4000K
- 60W
- CRI > 80
- 230V 50Hz
- Class I

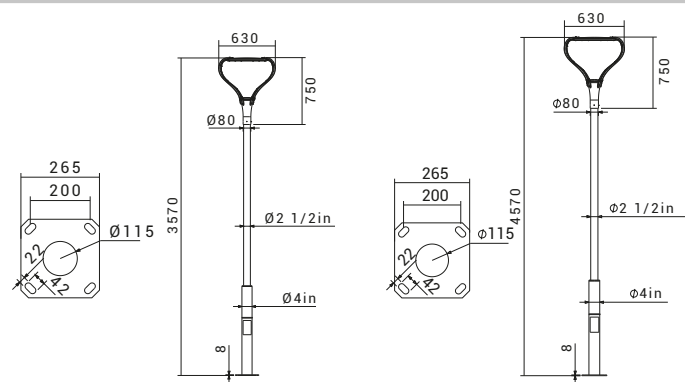


SH-9989

-  Cool White 4000K
-  6750 LUMENS
-  IP 65
-  CRI > 80
-  60W
-  230V 50Hz
-  Class I

SH-Celine-03

SH-Celine-04





# LX-Cobra



SH-7150-50W



SH-7250-100W

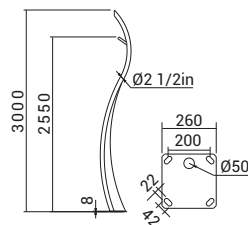
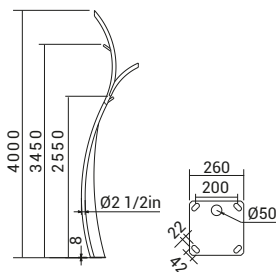
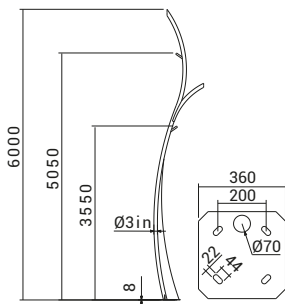


SH-7350-150W

SH-LX62-Cobra

SH-LX42-Cobra

SH-LX31-Cobra





SH-LX-UFO-2XE27



SH-LX-UFO-RX7s



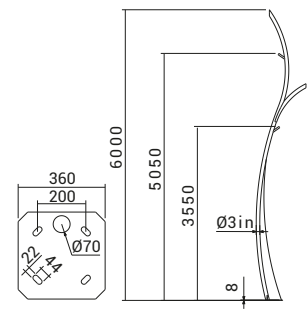
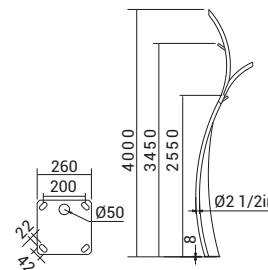
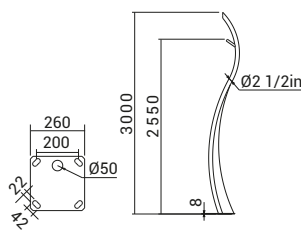
SH-LX-UFO-LED-36W




SH-LX31-UFO

SH-LX42-UFO

SH-LX62-UFO



ST



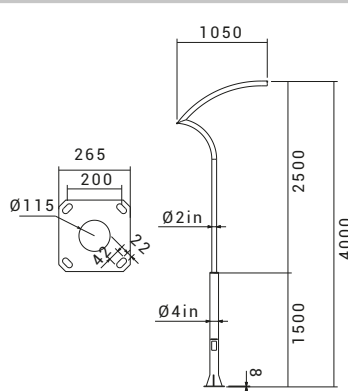
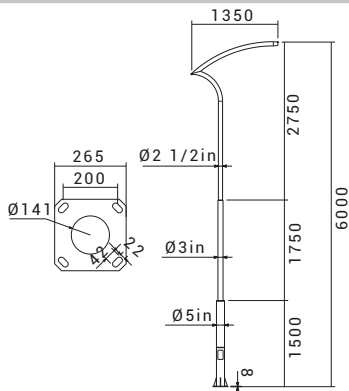
SH-7150-50W


SH-7250-100W

SH-7350-150W

SH-ST7161

SH-ST7141





SH-7150-50W



SH-7250-100W

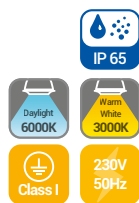
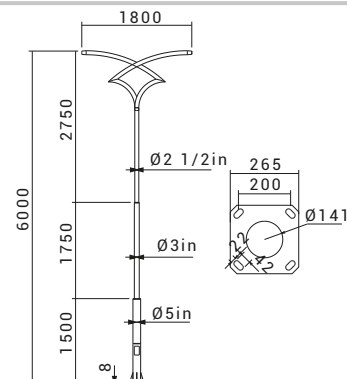
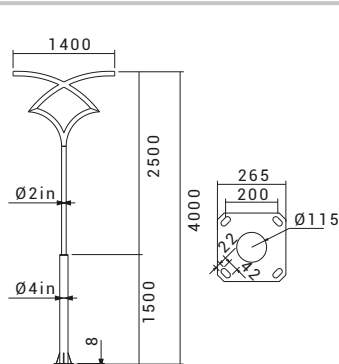


SH-7350-150W



SH-ST7142

SH-ST7162



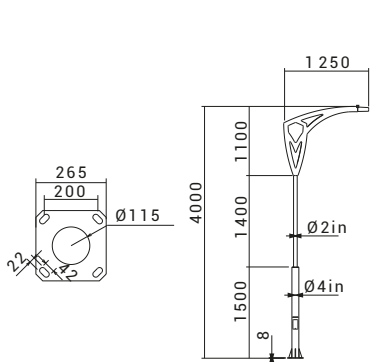
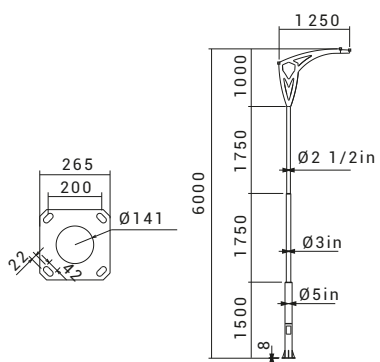
# AR97



SH-AR9761



SH-AR9741



SH-7150-50W



SH-7250-100W



SH-7350-150W



AR97



Garden Lights

www.shoaco.com



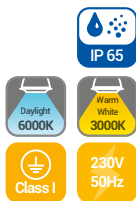
SH-7150-50W



SH-7250-100W

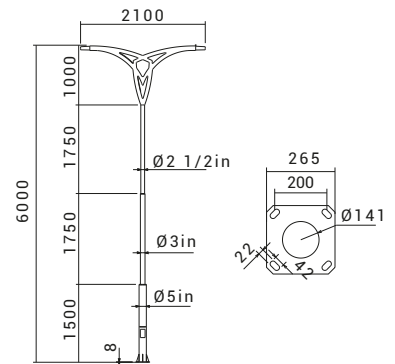
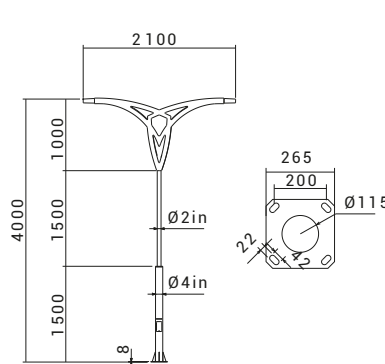


SH-7350-150W



SH-AR9742

SH-AR9762

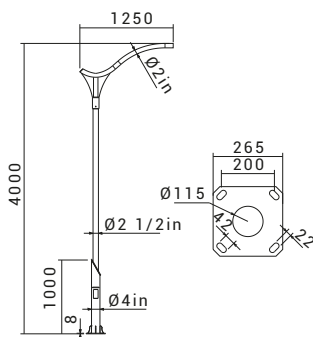
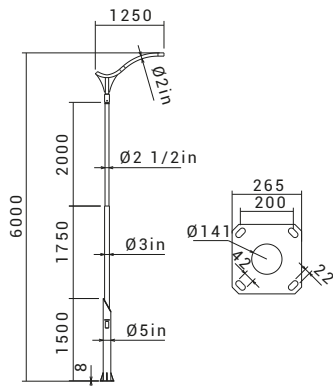


# Cane



SH-7761

SH-7741



SH-7150-50W




SH-7250-100W



SH-7350-150W





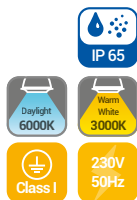
SH-7150-50W



SH-7250-100W

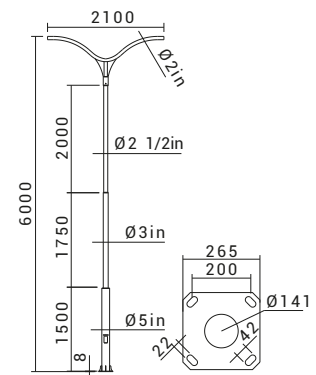
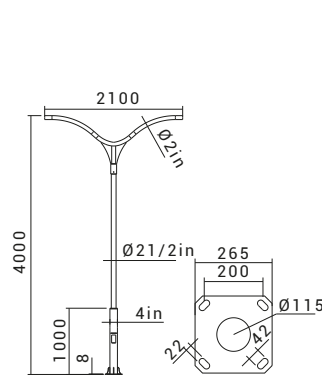


SH-7350-150W



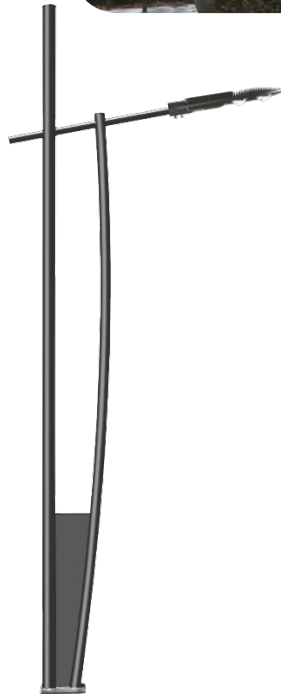
SH-7742

SH-7762





# Abstract



SH-7150-50W



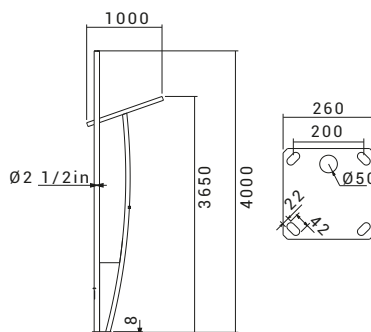
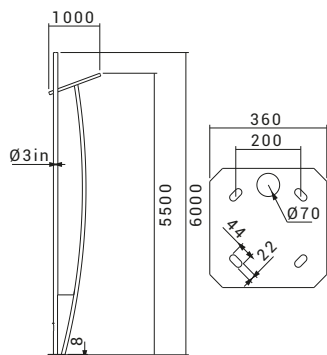
SH-7250-100W



SH-7350-150W

SH-AB61

SH-AB41





SH-4730-60W SH-4730-110W SH-4730-170W



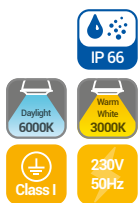
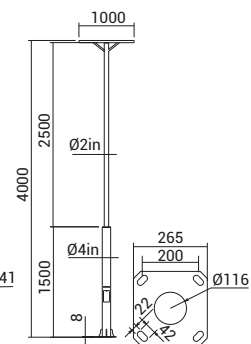
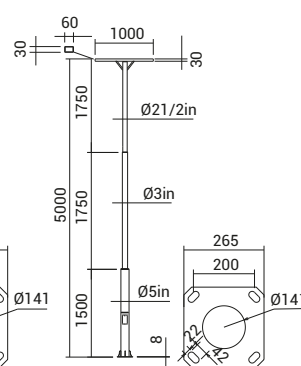
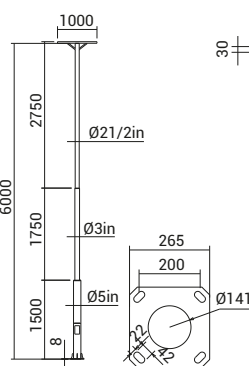
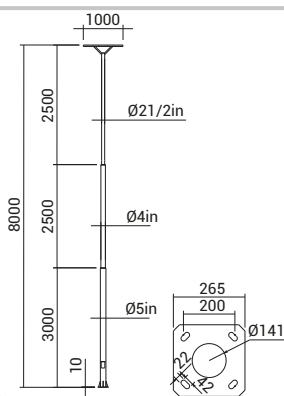
SH-4730-220W SH-4730-280W SH-4730-340W

SH -T82


SH -T62

SH -T52

SH -T42



S7



2700 LUMENS

24W


2700 LUMENS

36W



2700 LUMENS

24W



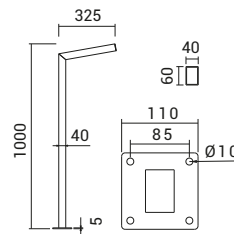
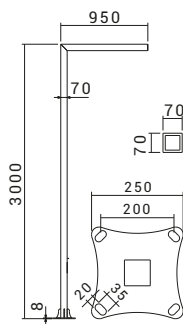
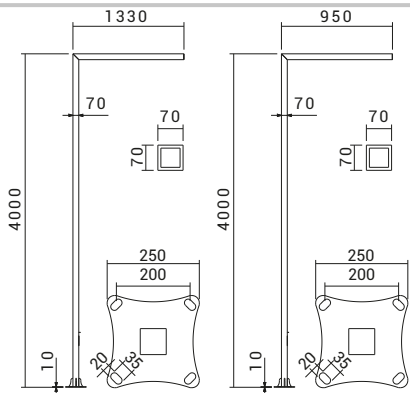
660 LUMENS


6W

SH-S741

SH-S731

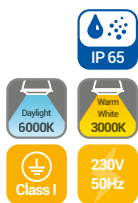
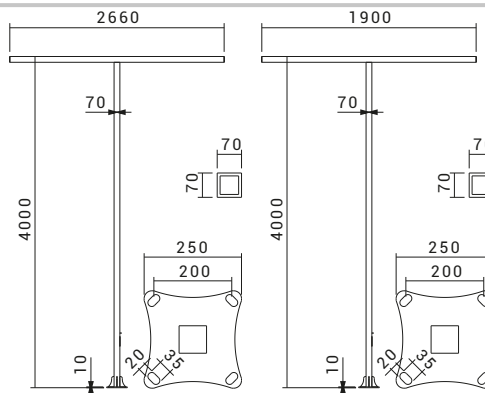
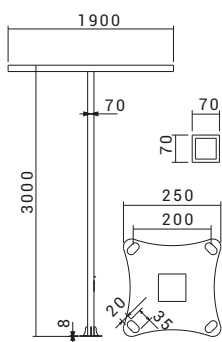
SH-S711





SH-S732

SH-S742



S6



14600 LUMENS

110W

7900 LUMENS

60W

7900 LUMENS

60W

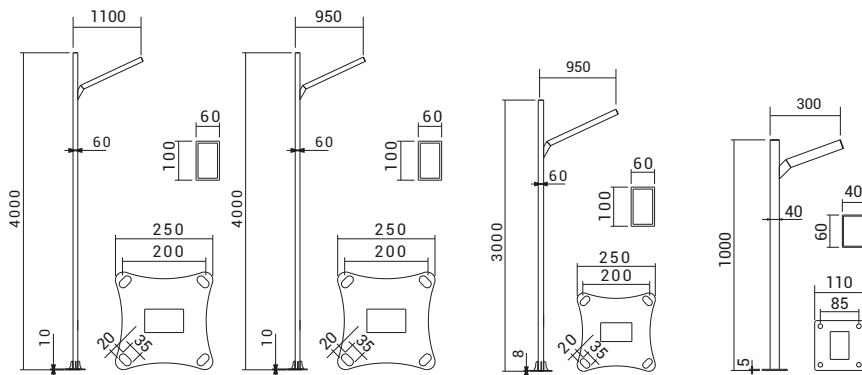
660 LUMENS

6W

SH-S641

SH-S631

SH-S611




IP 65

Warm White 3000K

230V 50Hz

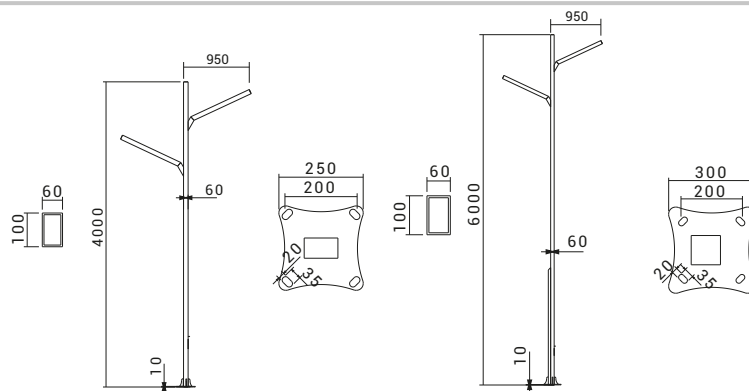
Daylight 6000K

Class I




SH-S642

SH-S662



- IP 65
- Daylight 6000K
- Warm White 3000K
- Class I
- 230V 50Hz

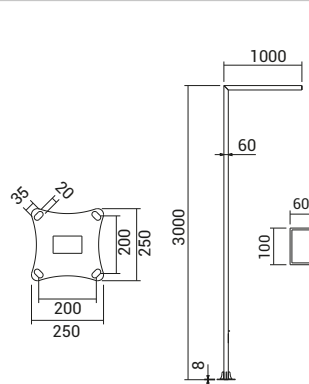
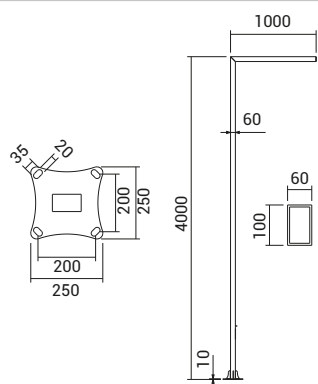
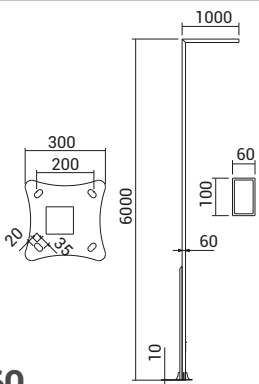
# S8



SH-S861

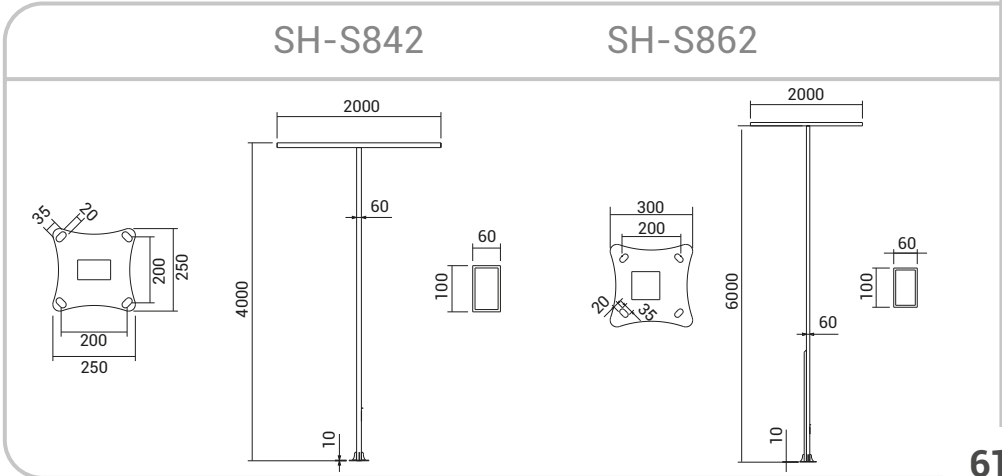
SH-S841

SH-S831





- 
- 
- 
- 
- 
- 
- 





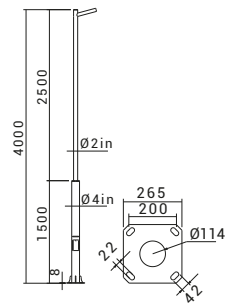
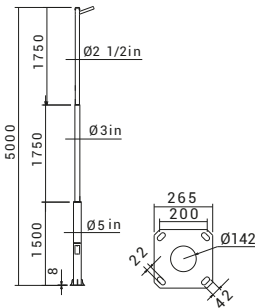
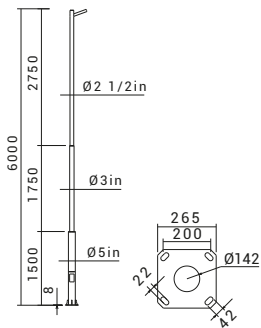
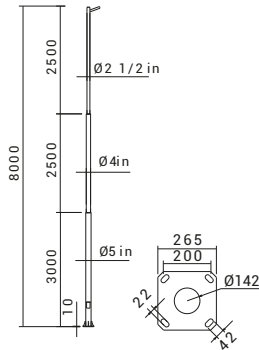



SH-V81

SH-V61

SH-V51

SH-V41



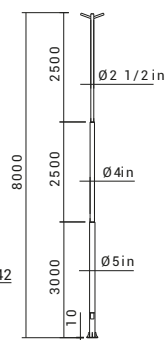
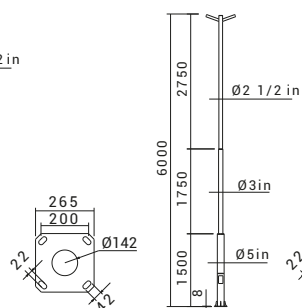
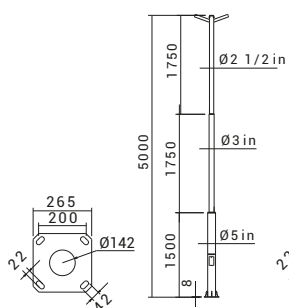
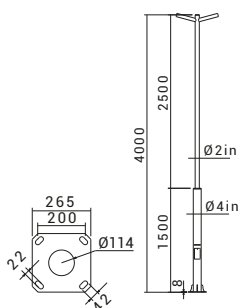





SH-V42



SH-V52

SH-V62


SH-V82




-  IP 65
-  Daylight 6000K
-  Warm White 3000K
-  Class I
-  230V 50Hz



Street lights provide a sense of security and comfort for people walking or driving at night. They also contribute to the overall aesthetic appeal of a city or neighborhood, enhancing its ambiance and attractiveness.



# 2 Street Lights



# SH-Cobra

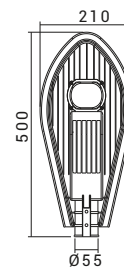
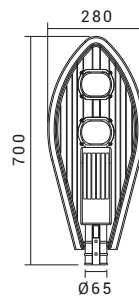
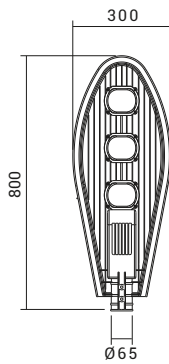
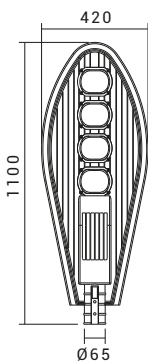










SH-7450

SH-7350

SH-7250

SH-7150

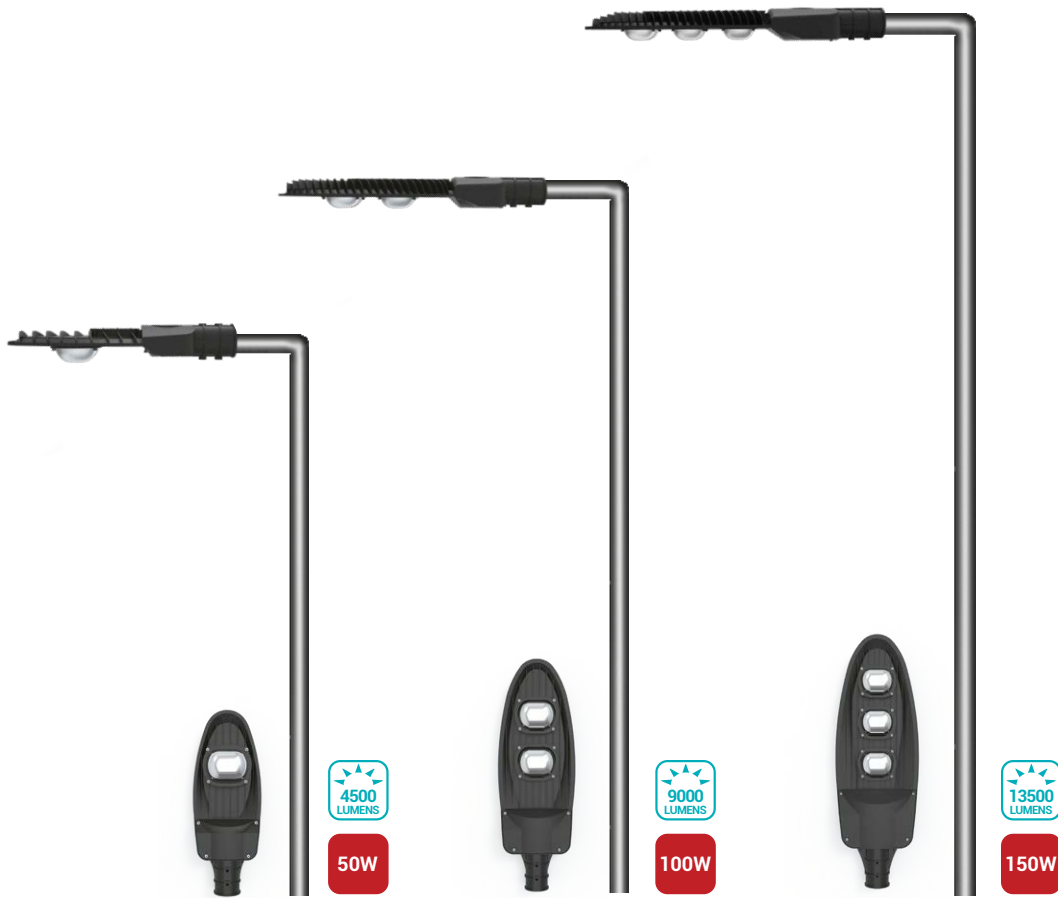


-  
-  
-  
-  

# SH-Cobra-M

Street Lights

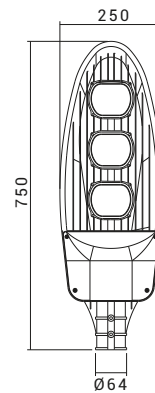
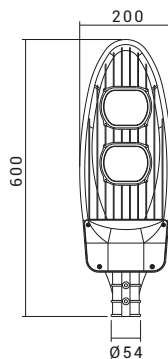
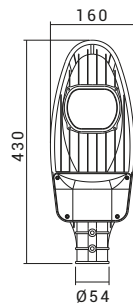
www.shoaco.com




SH-8150

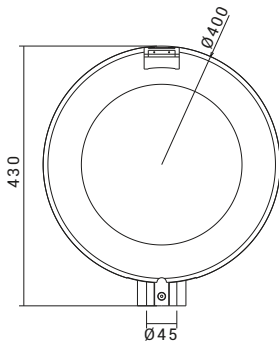

SH-8250

SH-8350



-  20,000h
-  CRI > 70
-  IP 65
-  150x120°
-  Daylight 6000K
-  Warm White 3000K
-  Class I
-  230V 50Hz

# SH-UFO





250W



SH-1097-250HPS



CRI > 70



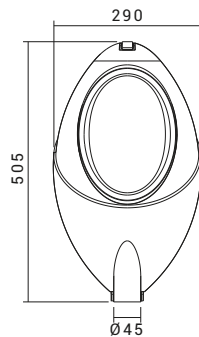
50W





SH-1097-50W




SH-1097-E27








Flood lights are essential for illuminating large outdoor areas such as sports fields, parking lots, and building facades, ensuring safety and visibility in dimly lit environments. Their powerful and wide-reaching beams help deter criminal activity and provide a sense of security for both property owners and the public.



# 3 Flood Lights



# Outdoor LED Spotlights



1320 LUMENS

12W

970



770 LUMENS

7W

No Flicker

525



270 LUMENS

3W

No Flicker

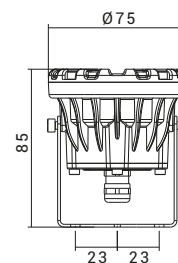
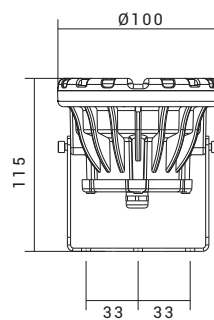
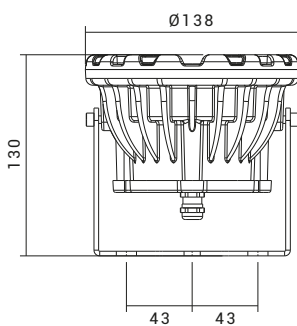
270











SH-1292

SH-1290


SH-1288



bridgelux

-  25,000h
-  LED Color
-  CRI > 70
-  RGB
-  IP 65
-  30°
-  230V 50Hz
-  Class I

# Outdoor LED Spotlights



90  
LUMENS

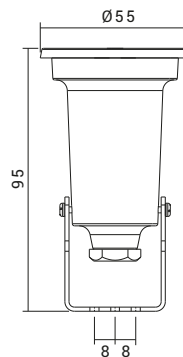
1W

No  
Flicker

202




SH-1010



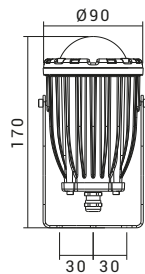
bridgelux.

- 25,000h
- LED Color
- CRI > 70
- 15°
- IP 65
- Class I
- 230V 50Hz

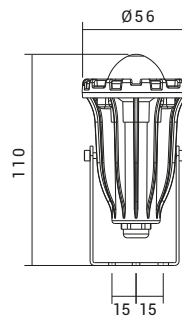
# Jet Light



SH-1397-10W

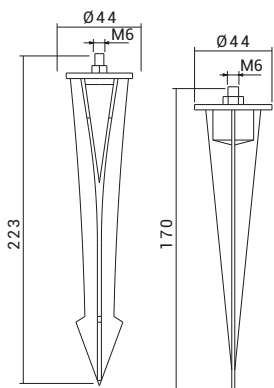


SH-1398-3W

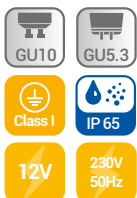
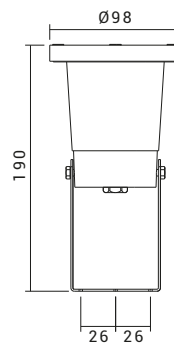




Big Small  
Spike Light



SH-2507



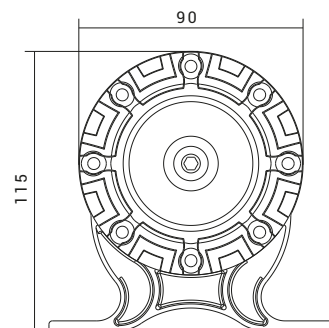
# Trick Light



www.shoaco.com



SH-360D




- LED Color
- No Flicker
- IP 65
- Daylight 6000K
- CRI > 70
- Warm White 3000K
- 5W
- Amber 1900K
- 360°
- Class I
- 230V 50Hz

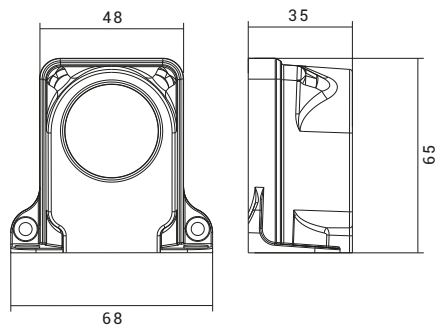




# Mini Wallwasher



SH-1717-1W



bridgelux.

- LED Color
- 25,000h
- No Flicker
- CRI > 70
- 1W
- IP 65
- 15°
- 230V 50Hz
- 80 LUMENS

# Mini Wallwasher



# Wallwasher Lights



660 LUMENS

CRI 615

6W



2700 LUMENS

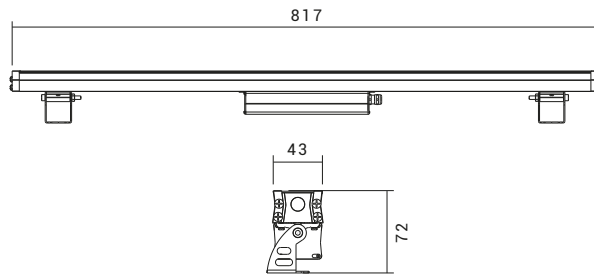
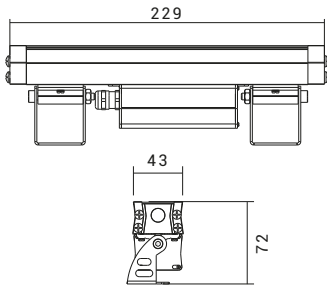
CRI 1580

24W



SH-1395-6LED

SH-1395-24LED



1350 LUMENS

CRI 938

12W



2600 LUMENS

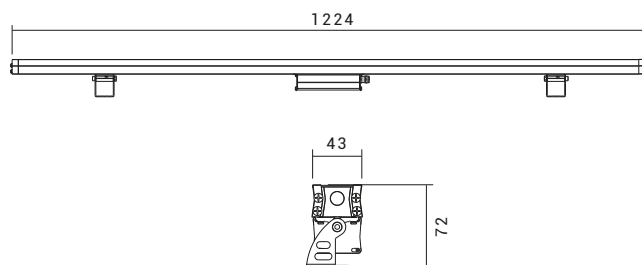
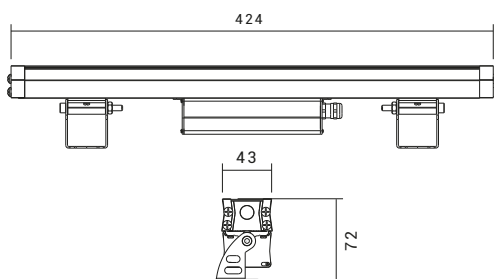
CRI 2260

36W



SH-1395-12LED

SH-1395-36LED



bridgelux

- 30,000h
- LED Color
- CRI > 70
- No Flicker
- IP 65
- 30°
- 230V 50Hz
- Class I

# Slim Flood Lights

Flood Lights

www.shoaco.com



1100 LUMENS

Cr 530

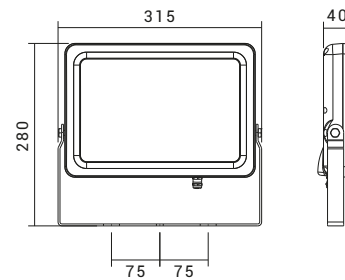
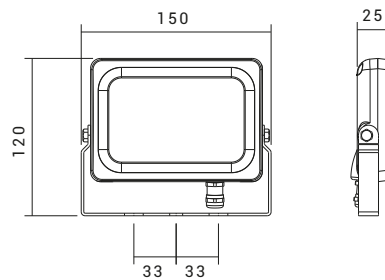


5750 LUMENS

Cr 2550

SH-5730-10W

SH-5730-50W



3450 LUMENS

Cr 1680

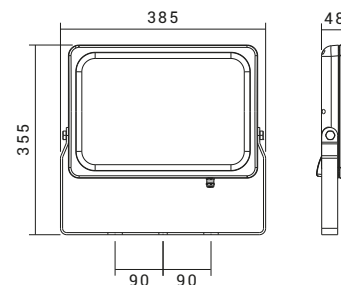
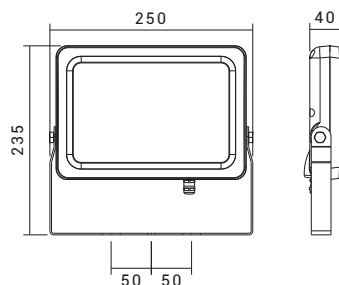


11000 LUMENS

Cr 4460

SH-5730-30W

SH-5730-100W



- No Flicker
- Warm White 3000K
- Daylight 6000K
- RGB
- CRI > 80
- 120°
- IP 65
- Class I
- 230V 50Hz

# Supernova

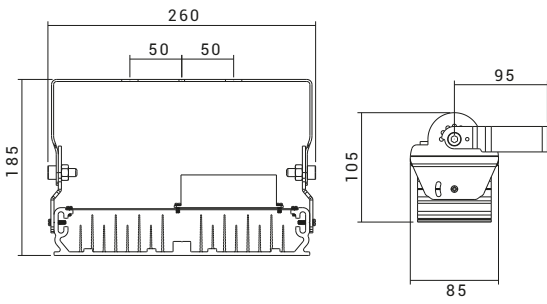
7500 LUMENS

60W

1500



SH-4730-60W



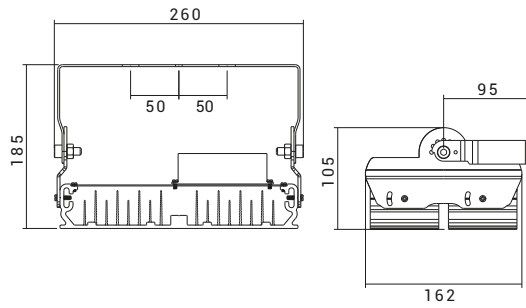
13750 LUMENS

110W

2500



SH-4730-110W



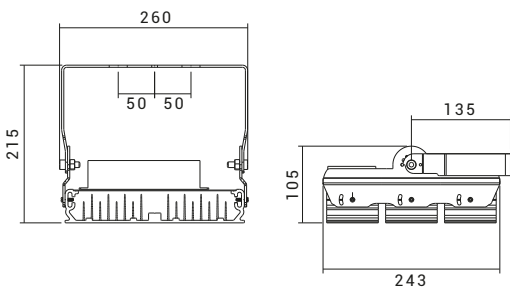
21000 LUMENS

170W

3600



SH-4730-170W



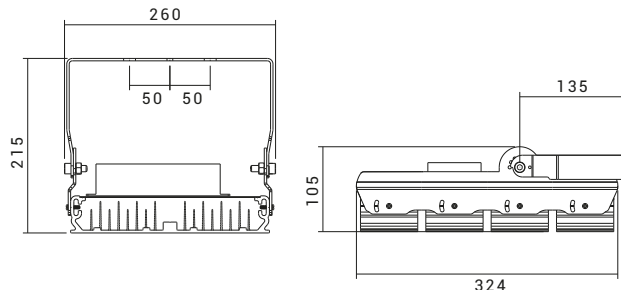
28000 LUMENS

220W


4700



SH-4730-220W

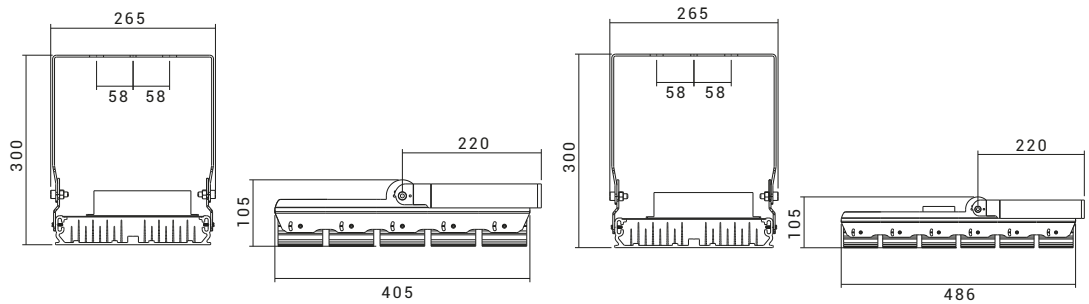


- 
- 
- 
- 
- 
- 
- 
-



SH-4730-280W

SH-4730-340W



- No Flicker
- CRI > 70
- 60°
- IP 66
- Daylight 6000K
- Warm White 3000K
- Class I
- 230V 50Hz

# Supernova



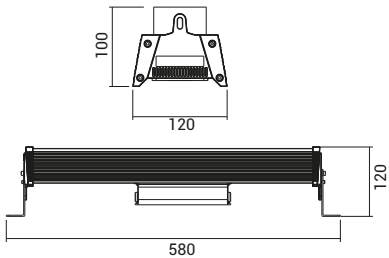
14600 LUMENS

110W

2600



### SH-4731M-110W



22600 LUMENS

170W

3600



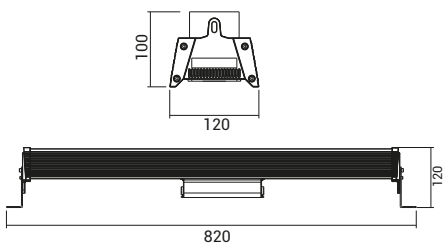
29000 LUMENS

220W

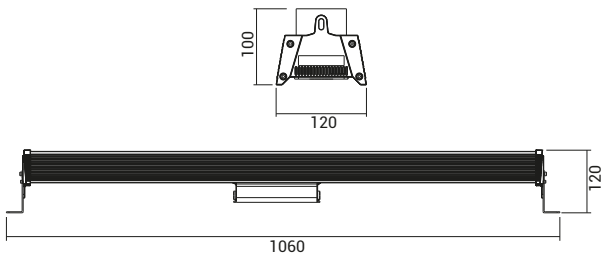
4700



### SH-4731M-170W



### SH-4731M-220W



- No Flicker
- 30°
- CRI > 70
- 60°
- IP 66
- 90°
- Warm White 3000K
- Daylight 6000K
- 230V 50Hz
- Class I



400W

4600

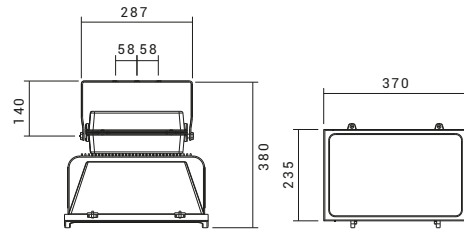
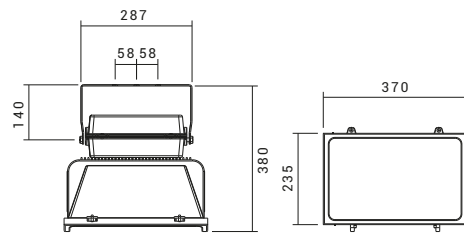


250W

4600

SH-400S

SH-250S



400W

8550

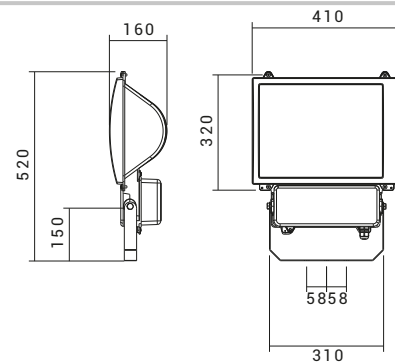
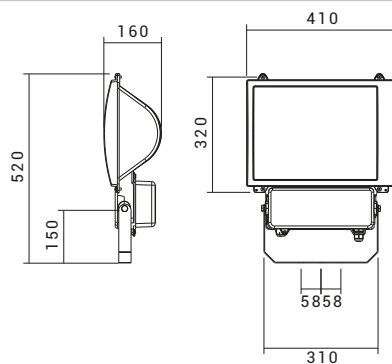


250W

8550


SH-400F

Sh-250F


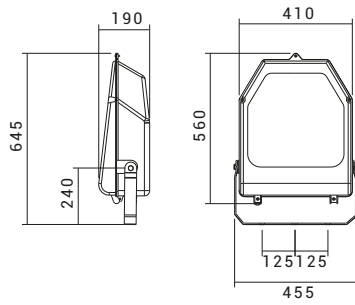





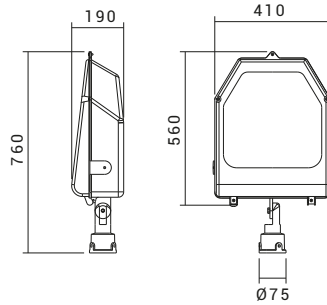
# Flood Lights



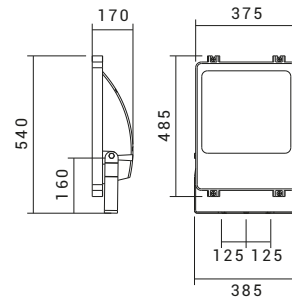
SH-400G



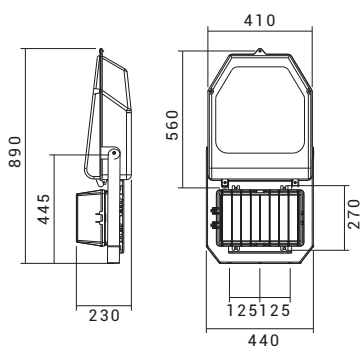
SH-400P



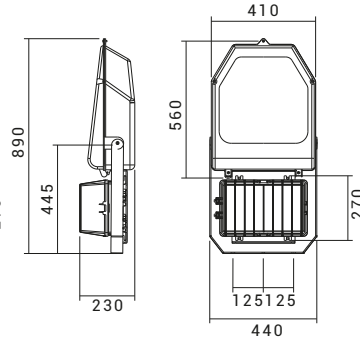
SH-2122



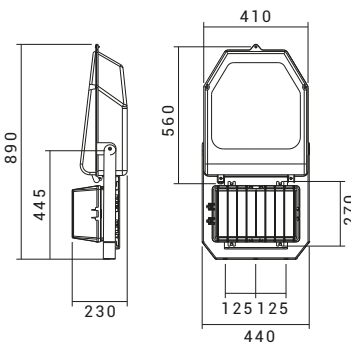
SH-2X400



SH-2X250



SH-1000G





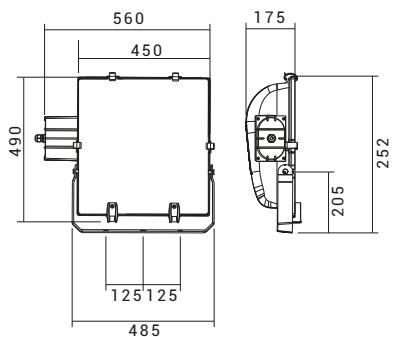
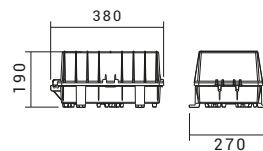
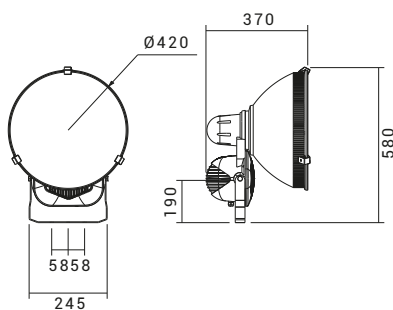
400W  
250W  
8485




2x400W  
1000W  
12100


SH-2110

SH-2015







High bay lights are crucial for providing sufficient and uniform lighting in large indoor spaces such as warehouses, factories, and gymnasiums, improving visibility and safety for workers and visitors. Their high output and energy efficiency help reduce operational costs and create a productive and well-lit environment for various industrial and commercial activities.



# 4 High Bay Lights



# Linear High Bay Lights

High Bay Lights

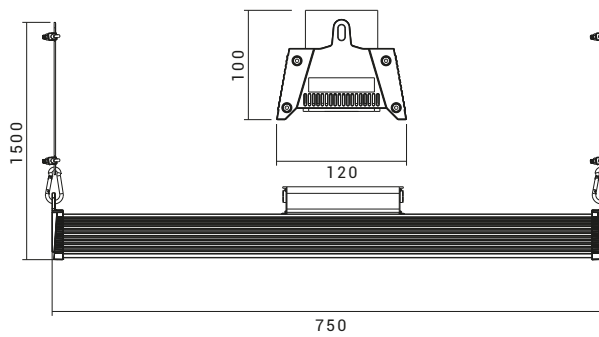
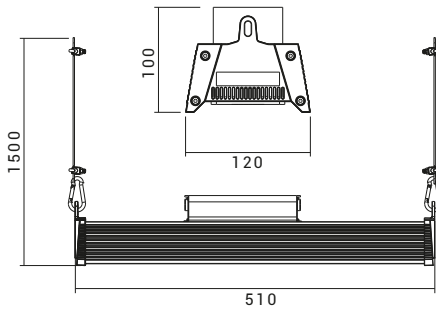


www.shoaco.com



SH-4731-110W

SH-4731-170W



- CRI > 70
- No Flicker
- IP 66
- 90°
- Warm White 3000K
- Daylight 6000K
- 230V 50Hz
- Class I

# Linear High Bay Lights



High Bay Lights

www.shoaco.com

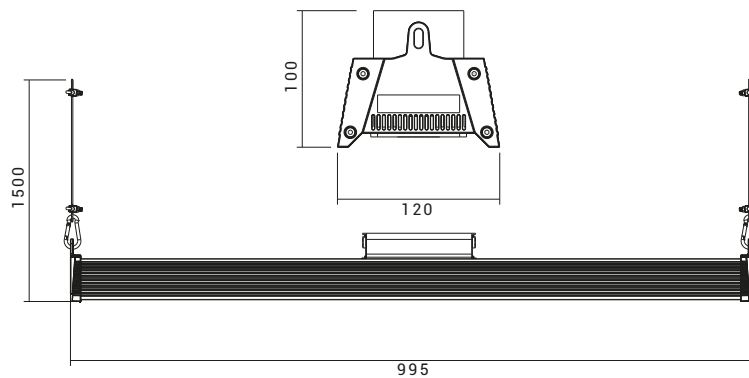
29000  
LUMENS

220W

4700



SH-4731-220W



- No Flicker
- CRI > 70
- 90°
- IP 66
- Daylight 6000K
- Warm White 3000K
- Class I
- 230V 50Hz

# High Bay Lights



90 °

15000 LUMENS

100W



SH-PT-100

22500 LUMENS

150W



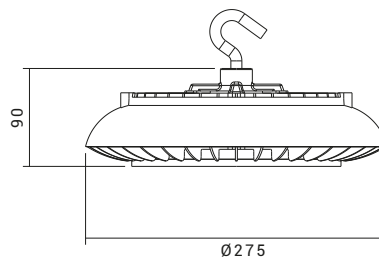
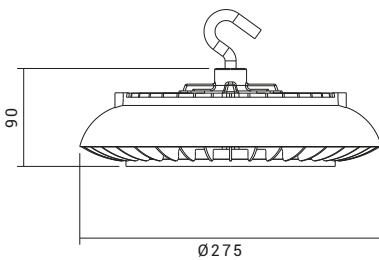
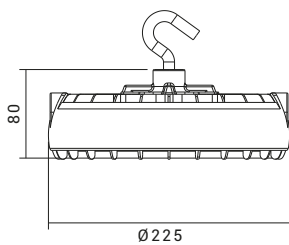
SH-PT-150

30000 LUMENS

200W



SH-PT-200




CREE

120°  
Dimmable

IP 65  
Daylight 5000K

AC 100V 277V  
CRI > 80

# High Bay Lights



High Bay Lights

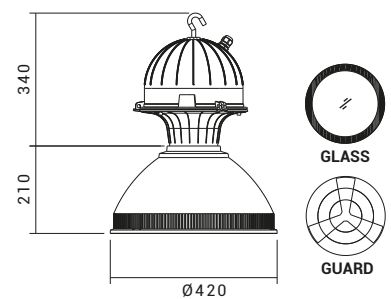
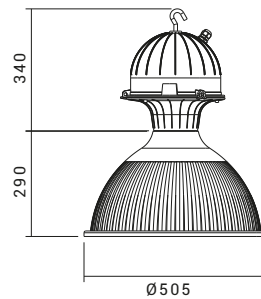
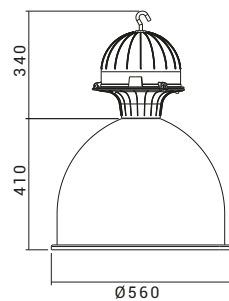
www.shoaco.com



SH-PC22

SH-520G-20


SH-520G-16



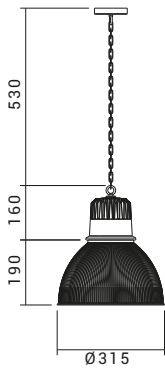




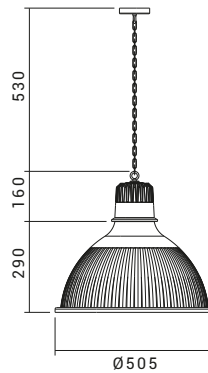
# High Bay Lights



SH-6157-12PC



SH-6157-20



GLASS



GUARD

25W  
105W

230V  
50Hz

# High Bay Lights



High Bay Lights

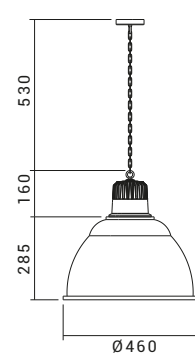
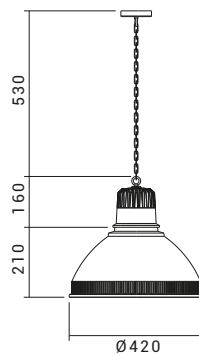
www.shoaco.com



SH-6157-16


SH-6157-16B

SH-6157-18B




25W  
105W



230V  
50Hz



Inground lights are essential for enhancing the aesthetics of outdoor spaces such as gardens, pathways, and driveways by providing subtle and ambient lighting. Their low profile design and durability make them ideal for highlighting architectural features, improving visibility, and creating a safe and inviting atmosphere in both residential and commercial settings.



# 5 Inground Lights






# Inground Lights

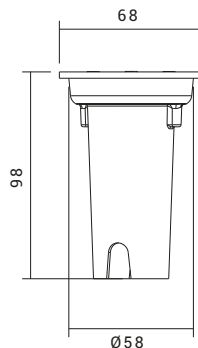
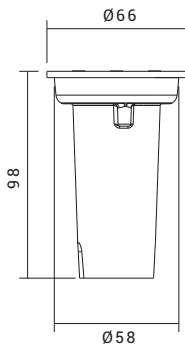
Inground Lights

www.shoaco.com



SH-1009-C

SH-1009-S



bridgelux


- 30,000h
- LED Color
- No Flicker
- CRI > 70
- 1W
- 202
- IP 66
- 15°
- 90 LUMENS
- 230V 50Hz
- Class I
- 12V

# Inground Lights



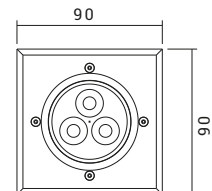
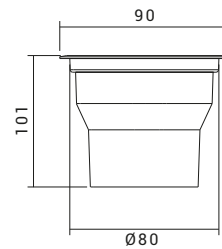
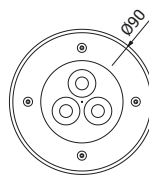
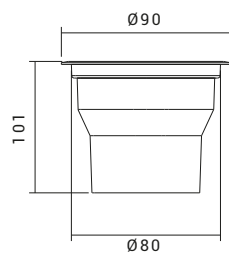
Inground Lights

www.shoaco.com



SH-1289-C

SH-1289-S



bridgelux

- No Flicker
- LED Color
- 30,000h
- 385
- 3W
- CRI > 70
- IP 66
- 30°
- 270 LUMENS
- 12V
- Class I
- 230V 50Hz



# Inground Lights

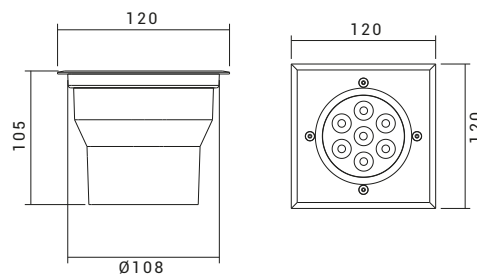
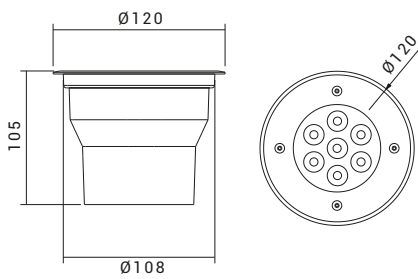
Inground Lights

www.shoaco.com



SH-1291-C

SH-1291-S



bridgelux


- 30,000h
- LED Color
- CRI > 70
- 7W
- No Flicker
- IP 66
- 30°
- 685
- 230V 50Hz
- Class I
- 770 LUMENS

# Inground Lights



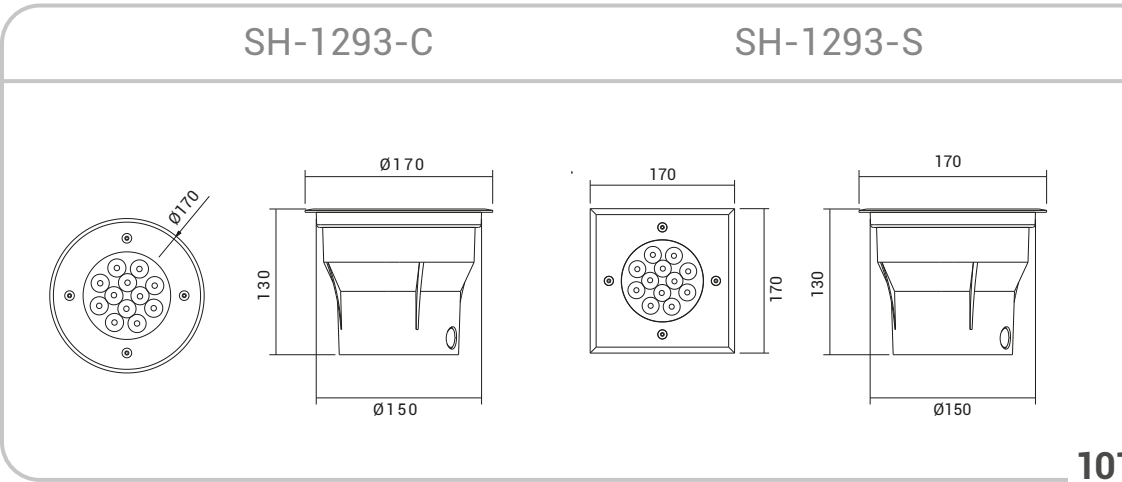
Inground Lights

www.shoaco.com



SH-1293-C

SH-1293-S



bridgelux

- LED Color
- 30,000h
- 1312
- 12W
- CRI > 70
- 1320 LUMENS
- 30°
- IP 66
- RGB
- Class I
- 230V 50Hz






# Inground Lights

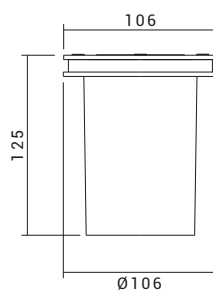
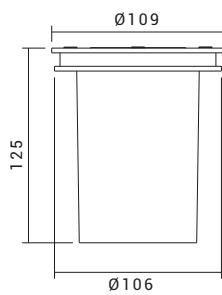
Inground Lights


www.shoaco.com



SH-2003-14C

SH-2003-14S






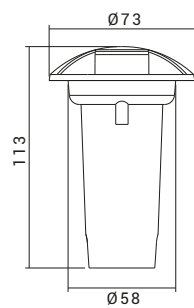
# ● Inground Lights

Inground Lights

www.shoaco.com



SH-1011



bridgelux



- IP 65
- LED Color
- 1W
- 177
- 230V 50Hz
- Class I

# Inground Lights



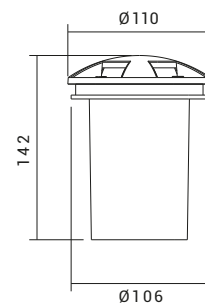
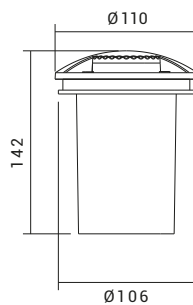
Inground Lights

www.shoaco.com




SH-2003-14-24S

SH-2003-14-44S








Walk lights and stairs play a vital role in promoting accessibility and ensuring the safety of individuals navigating outdoor spaces, particularly in low-light conditions. By providing illumination and clear guidance, walk lights and stairs contribute to a more secure and user-friendly environment for pedestrians, reducing the risk of accidents and enhancing overall visibility.



# 6 Walk Lights

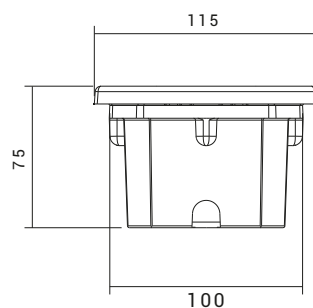
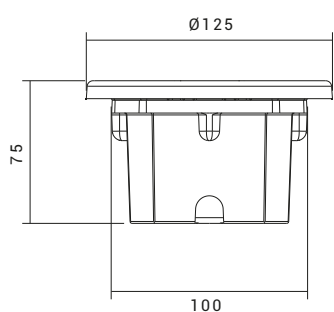


# Walk Lights



SH-AD1000-I

SH-AD1000-F



- No Flicker
- 50 LUMENS
- CRI > 80
- IP 65
- 230V 50Hz
- 60°
- 3W
- Warm White 3000K
- Class I







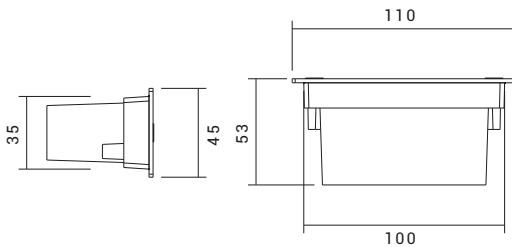
# Walk Lights

Walk Lights

www.shoaco.com



SH-3003



- CRI 155
- No Flicker
- CRI > 80
- 1W
- IP 65
- Warm White 3000K
- 230V 50Hz
- Class I

# Walk Lights



Walk Lights

www.shoaco.com



SH-15104

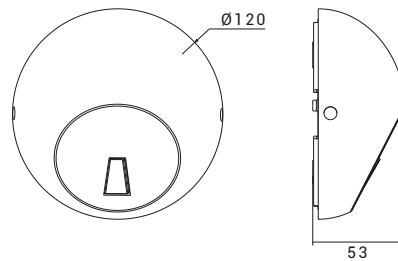


No Flicker  
300

3W  
CRI > 80

Warm White  
3000K  
IP 65


Class I  
230V  
50Hz



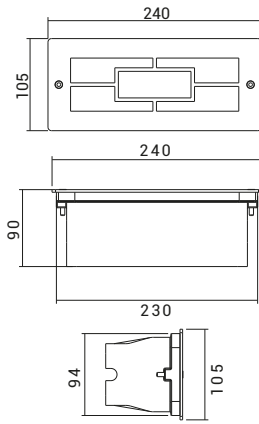
# Walk Lights

Walk Lights


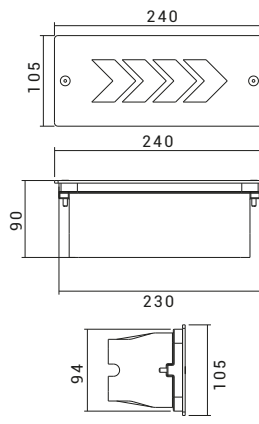
www.shoaco.com



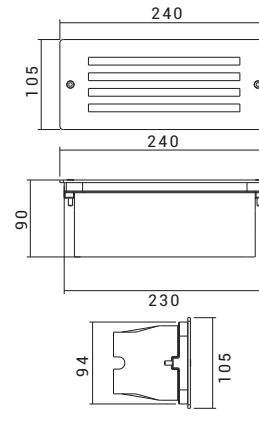
SH-3083



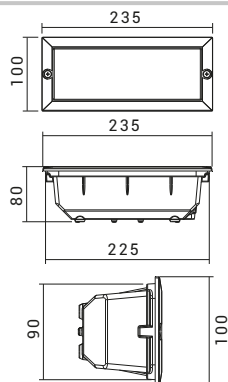
SH-3087



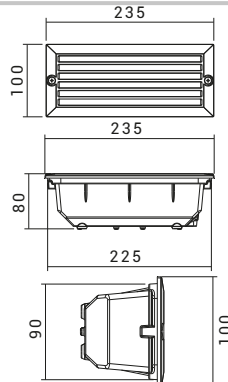
SH-3085



SH-3079




SH-3081









Underwater lights enhance the aesthetic appeal of swimming pools, ponds, and water features, creating a mesmerizing ambiance. Additionally, underwater lights improve visibility in dark or murky water, promoting safety for swimmers and aquatic life.



# 7 Underwater Lights

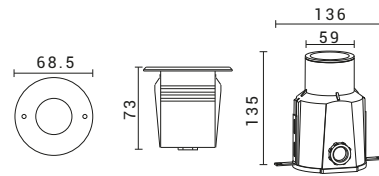
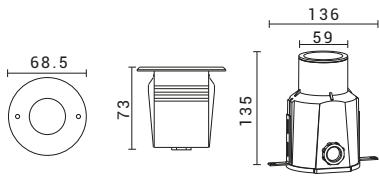


# Underwater Lights



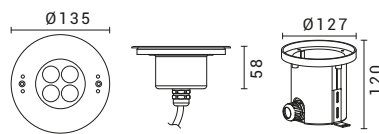
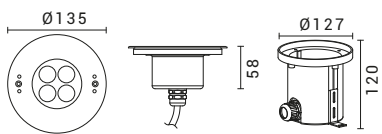
SH-B4A0158

SH-B4A0106



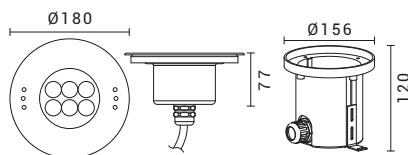
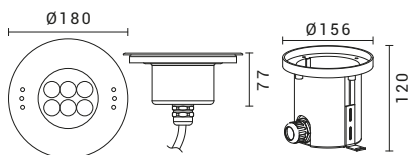
SH-B4XC0457

SH-B4XC0418



SH-B4YB0657

SH-B4YB0618


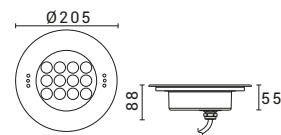
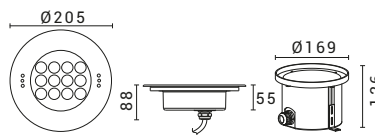


# Underwater Lights




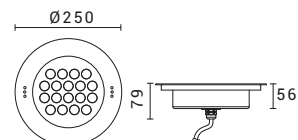
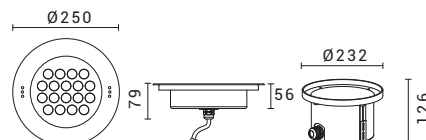
SH-B4ZB1218

SH-B4ZB1257



SH-B4FB1818

SH-B4FB1857







# Underwater Lights

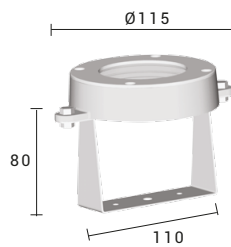
Underwater Lights

www.shoaco.com



SH-B4B0657

SH-B4B0618



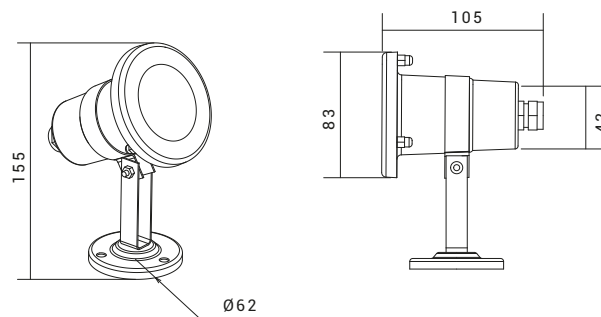
# Underwater Lights




TR-60-60W
TR-150-150W
TR-240-240W
TR-300-300W




SH-LH5001-12






Wall lights provide ambient lighting that can enhance the atmosphere and mood of a room, creating a warm and inviting space. They also serve as functional lighting, illuminating specific areas or highlighting architectural features, adding both style and practicality to a room's design.




# 8 Wall Lights



# Wall Lights

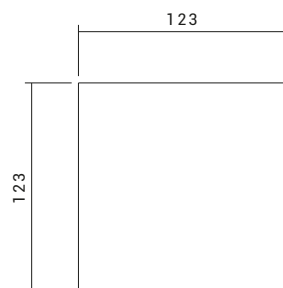
Wall Lights



www.shoaco.com



SH-803





- No Flicker
- 10W
- 840
- IP 65
- Warm White 3000K
- 230V 50Hz
- Class I

# Wall Lights



Wall Lights

www.shoaco.com



bridgelux

3W

CA 206



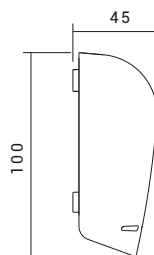
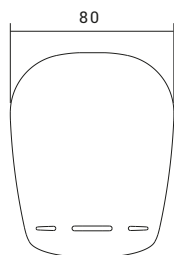
CREE

12W

CA 450

SH-13105

SH-13107




- CRI > 80**
- No Flicker**
- Warm White 3000K**
- IP 65**
- Class I**
- 230V 50Hz**

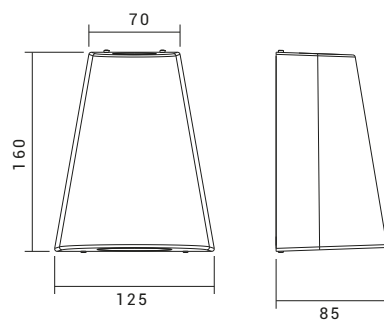
# Wall Lights

Wall Lights

www.shoaco.com



SH-8834



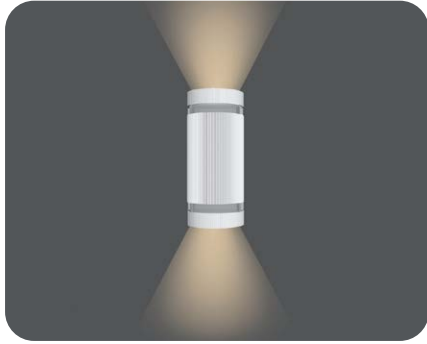
- 2xGU10
- IP 54
- 555
- 230V 50Hz
- Class I

# Wall Lights



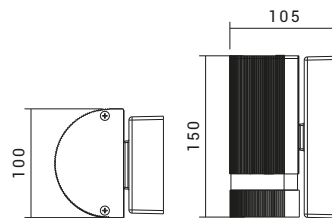
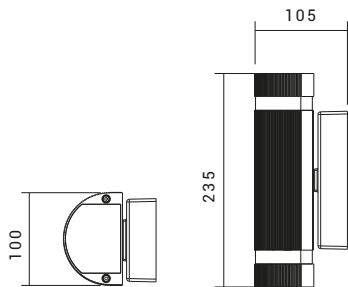
Wall Lights

www.shoaco.com



SH-162-02

SH-162-01








# Wall Lights

Wall Lights

www.shoaco.com



SH-101




- Cr 460
- CRI > 80
- IP 54
- 230V 50Hz
- 12W
- Warm White 3000K
- Class I

# Wall Lights

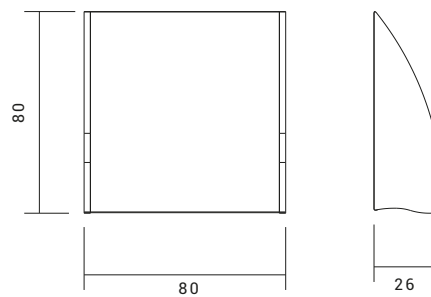


Wall Lights

www.shoaco.com



SH-101M



- No Flicker
- Cr 112
- 3W
- CRI > 80
- Warm White 3000K
- IP 54
- Class I
- 230V 50Hz

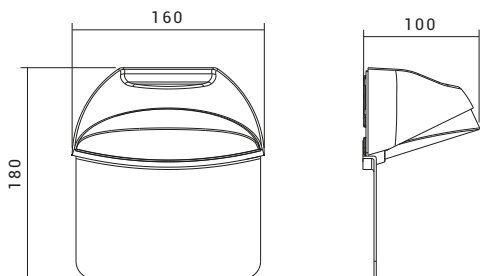
# Wall Lights

Wall Lights

www.shoaco.com



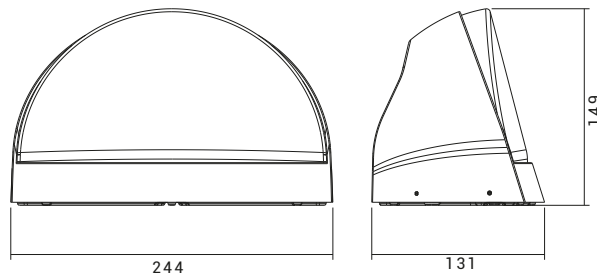
SH-4105



- No Flicker
- Gr 440
- 360 LUMENS
- CRI > 80
- 6W
- IP 54
- Warm White 3000K
- 230V 50Hz
- Class I



SH-4106




- No Flicker
- 780 LUMENS
- 12W
- Warm White 3000K
- Class I
- CRI > 80
- IP 54
- 230V 50Hz




# Wall Lights

Wall Lights

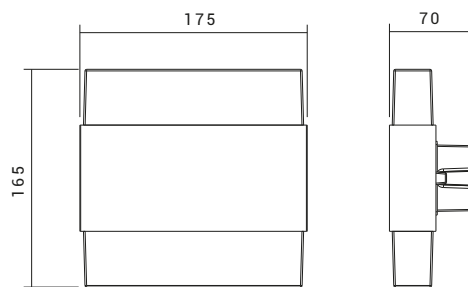
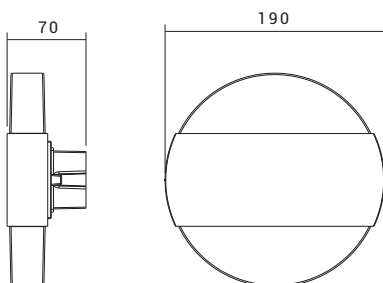
www.shoaco.com



SH-8094



SH-8093



- No Flicker
- CRI > 80
- IP 65
- 230V 50Hz
- 12W
- Warm White 3000K
- 1100 LUMENS

# Wall Lights



Wall Lights



650 LUMENS

1750

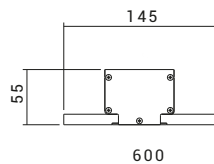


2600 LUMENS

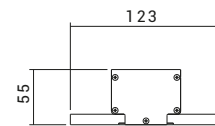
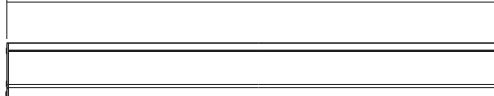
3500

SH-6630-24W

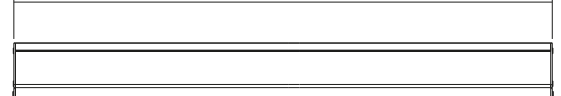
SH-6630-48W



600



1170



- No Flicker
- CRI > 80
- Warm White 3000K
- IP 65
- Class I
- 230V 50Hz

www.shoaco.com

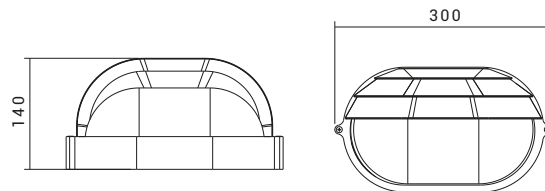
# Wall Lights

Wall Lights

www.shoaco.com



SH-2622



# Wall Lights

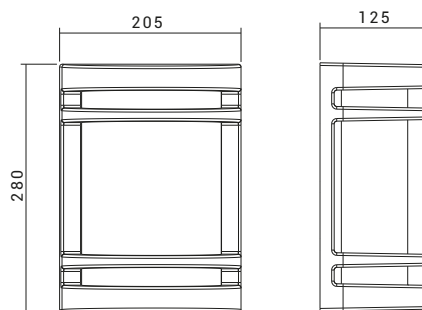


Wall Lights

www.shoaco.com



SH-100N




- CRI 1660
- No Flicker
- 1110 LUMENS
- CRI > 80
- 15W
- Warm White 3000K
- IP 65
- Class 1
- 230V 50Hz




# Wall Lights

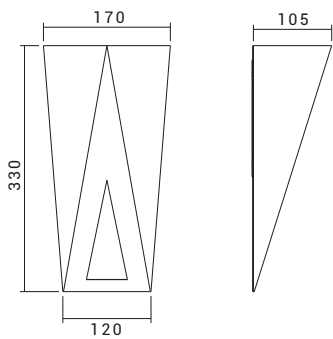
Wall Lights



www.shoaco.com



SH-102



- 990 No Flicker
- CRI > 80 14W
- Warm White 3000K 2xGU10
- 230V 50Hz Class I

# Baseboard Lights



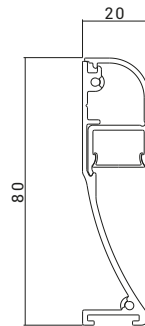
Wall Lights



www.shoaco.com




SH-1820




Order Quantity: nx300cm






Mirror lights are essential for providing even and flattering illumination for tasks like applying makeup or grooming. They can also enhance the aesthetics of a space, adding a touch of elegance and sophistication to a room's decor.



# 9 Mirror Lights





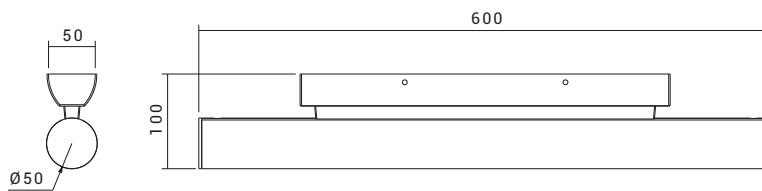
# Mirror Lights

Mirror Lights


www.shoaco.com



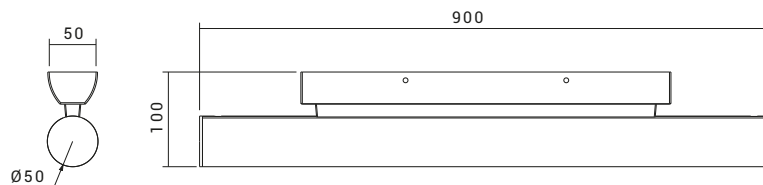
SH-1660-18W



- No Flicker
- CRI > 80
- IP 4X
- Class II
- 645
- Cool White 4000K
- 230V 50Hz



SH-1690-30W



- No Flicker
- 1400lm
- CRI > 80
- Cool White 4000K
- IP 4X
- 230V 50Hz
- Class II



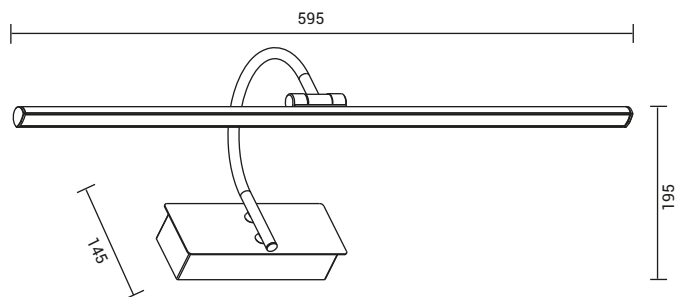
# Mirror Lights

Mirror Lights

www.shoaco.com



SH-630A-12W




# Mirror Lights

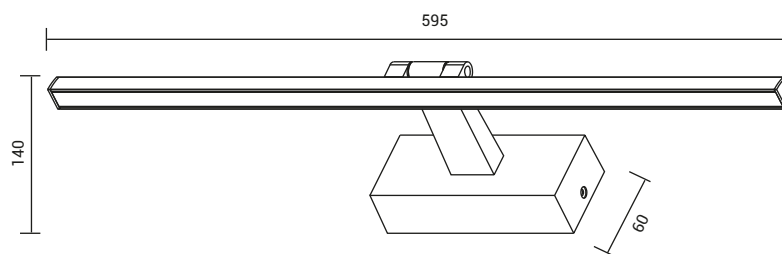


Mirror Lights

www.shoaco.com



SH-666A-12W



- IP20
- 700 LUMENS
- 4000K Cool White
- 320 CRI
- 12W
- 25,000h
- 220-240V 50-60Hz





# Mirror Lights

Mirror Lights

www.shoaco.com



# Mirror Lights




Mirror Lights



www.shoaco.com




SH-770A-10W



- IP20
- 800 LUMENS
- 4000K Cool White
- 600
- 10W
- 25,000h
- 220-240V 50-60Hz





Lamps provide both functional lighting and aesthetic appeal, making them essential for creating a warm and inviting atmosphere in any space. The right choice of lamps can enhance the overall decor of a room, adding style and personality to the design.



10

Lamps





# Lamps

Lamps



SH-7W -105°

SH-7W-35°

GU10 - 7W- 35° -DIM



SH-MR16-5W

SH-GU10-5W


www.shoaco.com



SH-A60-C-7W  
SH-A60-F-7W

SH - G45-C-4/5W  
SH - G45-F-4/5W

SH - G45-C-E14-4/5W  
SH - G45-F-E14-4/5W



SH-C35L-C-4W  
SH-C35L-F-4W

SH-50W-E27

SH-ST64-11W



SH-HPS-250W



SH-MH-250W



SH-G12-150W



HQL-TS-2000W



SH-MH-400W



SH-HPS-400W




SH-MH-2000W




SH-HPS-1000W






SH-MH-1000W



Motion sensors help conserve energy by automatically turning off lights or appliances when no motion is detected, saving money on electricity bills.



# 11 Sensors

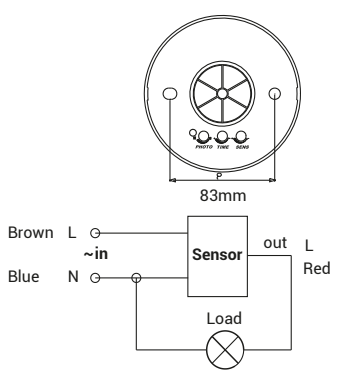




# Sensors



SH - 003F



2.5-4.5M

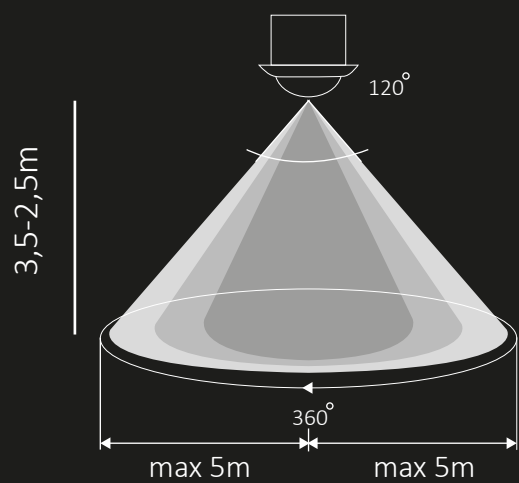
Height of installation 2.5-4.5M

6m 1m | 1m 6m

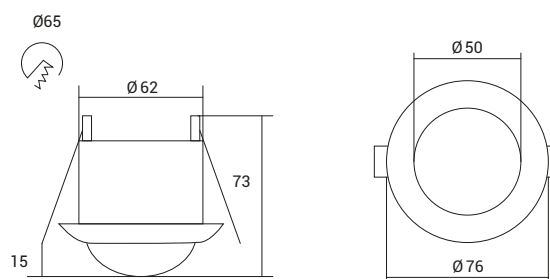
1 X High resolution sensor  
Detection range (22°C)


360°

Detection angle




SH - 0031








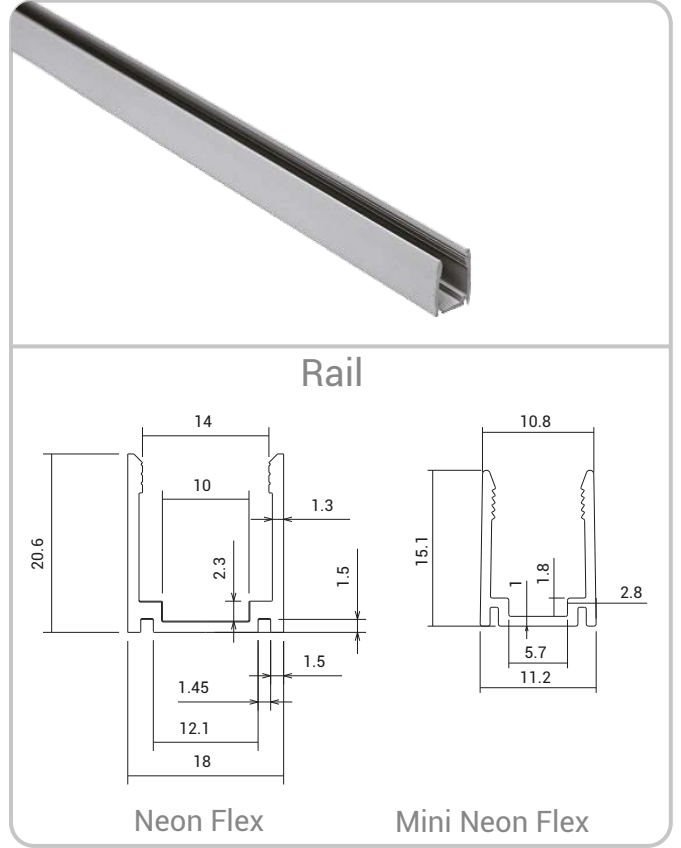
Tape lights are versatile and energy-efficient options for adding ambient lighting to various spaces, such as under cabinets or along staircases. Their flexibility and ease of installation make them a popular choice for both residential and commercial applications. As well as garland lights can create a warm and inviting atmosphere for parties, events, or everyday use, enhancing the ambiance of any setting.



# 12 Rope Lights



# Neon Flex



10W /M

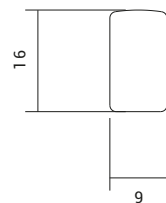
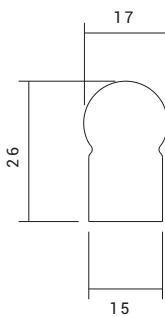
300 LM/W

10W /M

200 LM/W

Neon Flex

Mini Neon Flex



# Professional Tape Lights

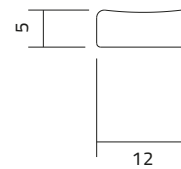


Rope Lights

www.shoaco.com



SH-2835-12V



7W /M

300 LMM

5M

12V

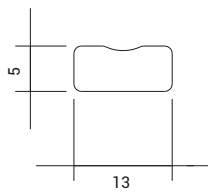
# Premium Tape Lights

Rope Lights

www.shoaco.com



SH-2835-180



LED Color



IP 65



100°



1050 LM/M



10W /M



20CM



CRI > 75



Warm White 3000K



Cool White 4000K



Daylight 6000K



# Professional Tape Lights

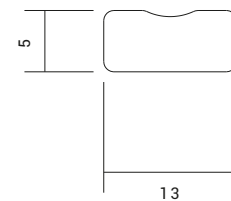


Rope Lights

www.shoaco.com



SH-2835-120







# LED Garland Lights

Rope Lights

www.shoaco.com



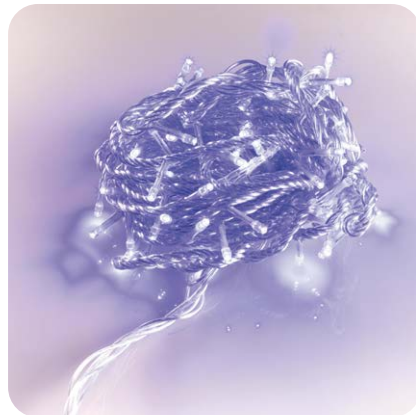
Warm White



RGB



Red

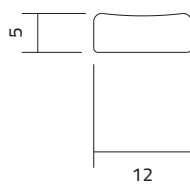


Blue



White

SH-PL-100-10M

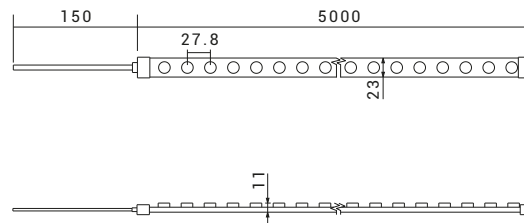




# Wallwasher Strip



SH-FLEX500-RGB



SPI IC No: SM16714P

- 25°
- RGB
- 600 LUMENS
- 14W /M
- IP 67
- 166.7MM
- 24V
- 5M

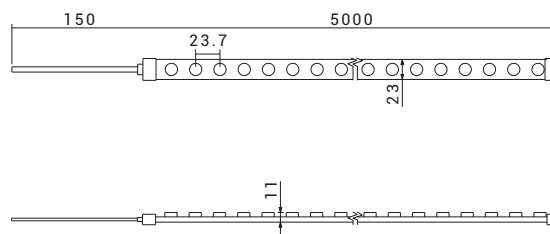
# Wallwasher Strip

Rope Lights


www.shoaco.com




## SH-FLEX500





-  2600 LUMENS
-  20W /M
-  25°
-  CRI > 80
-  IP 67
-  166.7MM
-  Cool White 4000K
-  5M Warm White 3000K
-  Amber 1900K
-  24V




Magnetic lights offer a sleek and modern lighting solution that can be easily installed and adjusted without the need for complex wiring or fixtures. Their slim design allows them to be discreetly mounted on various surfaces, providing versatile and customizable lighting options for different spaces.



13




**Magnetic  
Lights**



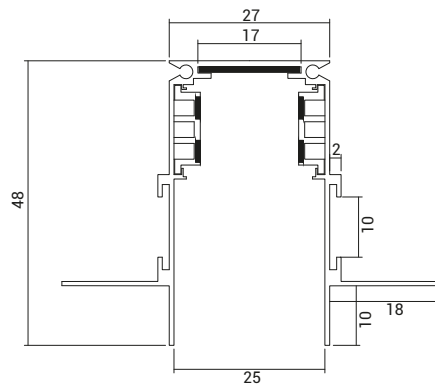
# Magnetic Track Lights

Magnetic Lights

www.shoaco.com



SH-MPR-2M



# Magnetic Track Lights

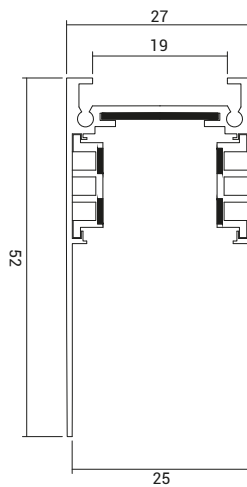


Magnetic Lights



www.shoaco.com

SH-MPS-2M







# Magnetic Lights

Magnetic Lights

www.shoaco.com

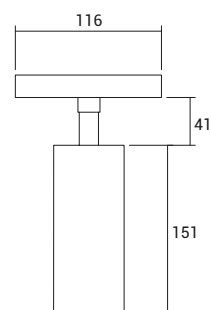
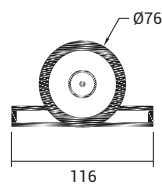
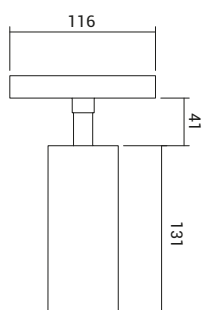
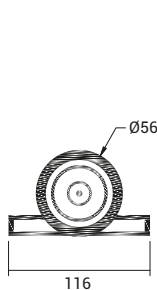


10W



25W

SH-MT10-2M SH-MT25-2M



- OSRAM LED
- 48V
- CRI > 90
- 80 LUMENS
- IP20
- Cool White 4000K
- 24°
- 50,000h

# Magnetic Lights



Magnetic Lights

www.shoaco.com

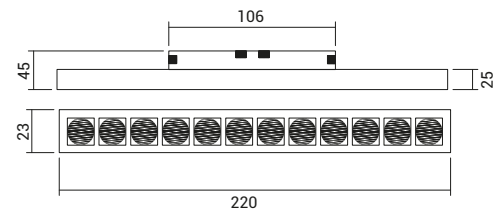
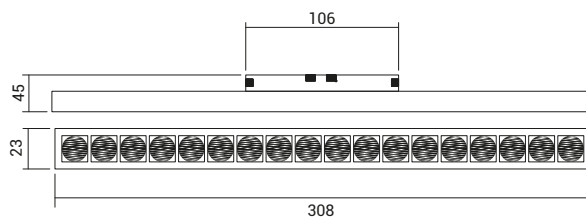


18W

12W

SH-MG18-2M

SH-MG12-2M



- 48V
- OSRAM LED
- 80 LUMENS
- CRI > 90
- Cool White 4000K
- IP20
- 50,000h
- 24°



# Magnetic Lights

Magnetic Lights

www.shoaco.com

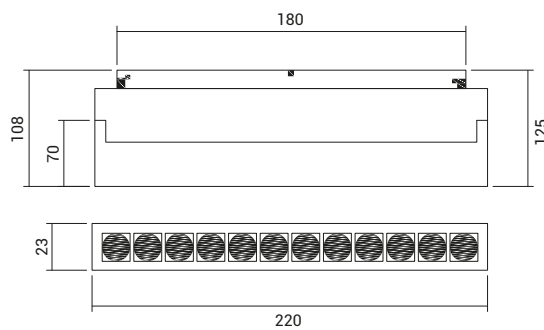
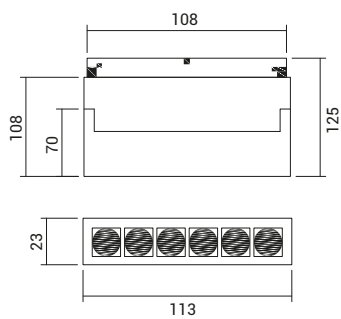


6W



12W

SH-MGA6-2M SH-MGA12-2M



- OSRAM LED 48V
- CRI > 90 80 LUMENS
- IP20 Cool White 4000K
- 24° 50,000h

# Magnetic Lights



Magnetic Lights

www.shoaco.com

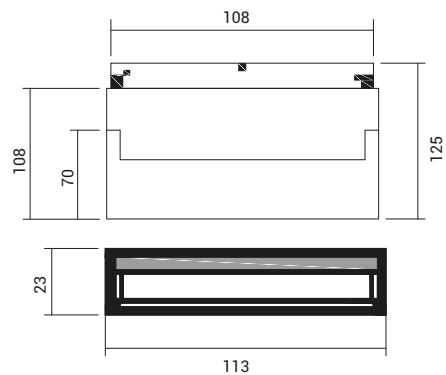
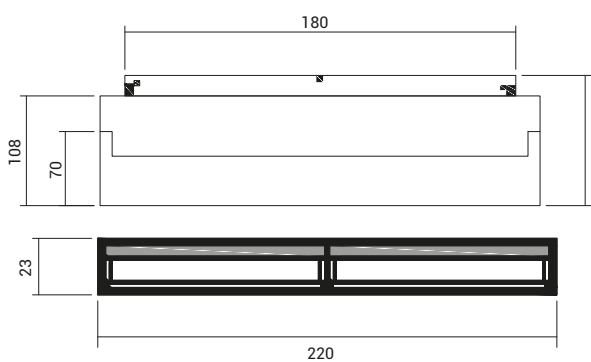


12W

6W

SH-MFA12-2M

SH-MFA6-2M



- 48V
- OSRAM LED
- 80 LUMENS
- CRI > 90
- Cool White 4000K
- IP20
- 50,000h
- 120°



# Magnetic Lights

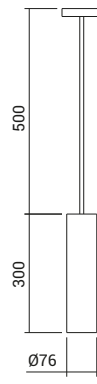
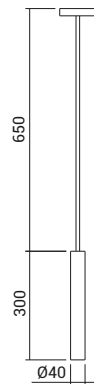
Magnetic Lights

www.shoaco.com



SH-MP10-2M

SH-MP20-2M



- OSRAM LED
- 48V
- CRI > 90
- 80 LUMENS
- IP20
- Cool White 4000K
- 30°
- 50,000h

# Magnetic Lights



Magnetic Lights

www.shoaco.com



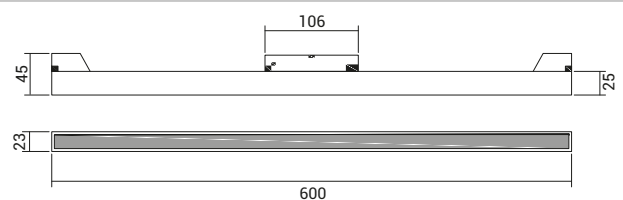
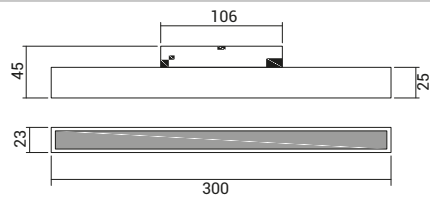
10W



20W

SH-MF10-2M

SH-MF20-2M



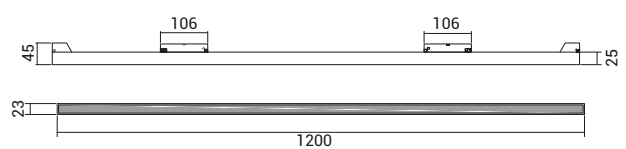
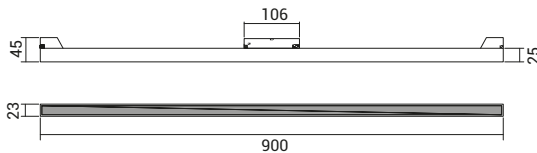
30W



40W

SH-MF30-2M

SH-MF40-2M



-  48V
-  OSRAM LED
-  80 LUMENS
-  CRI > 90
-  Cool White 4000K
-  IP20
-  50,000h
-  120°



# Magnetic Lights

Magnetic Lights

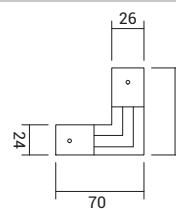
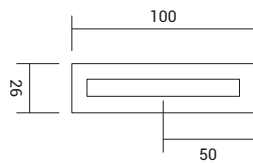
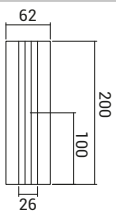
www.shoaco.com



SH-MCWRC-2M

SH-MSRC-2M

SH-MSCC-2M

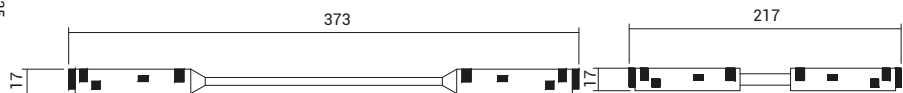
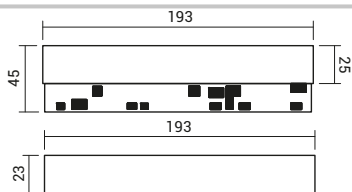


SH-MD200-2M

SH-MD100-2M

SH-MEAC-2M

SH-MEDC-2M



# Magnetic Lights



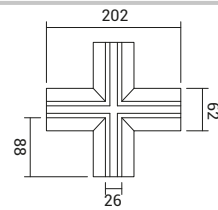
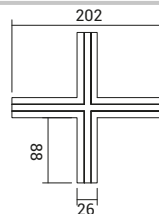
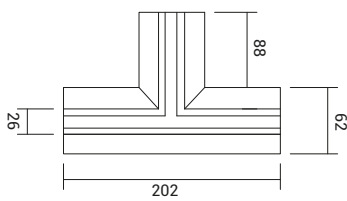
Magnetic Lights



SH-MCC3W-2M

SH-MSCC4W-2M

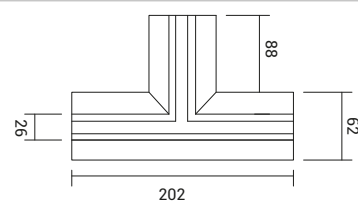
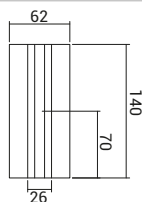
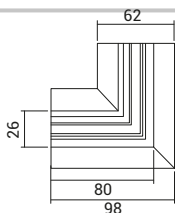
SH-MCC4W-2M



SH-MCCRC-2M

SH-MWCRC-2M

SH-MSCC3W-2M



www.shoaco.com





# Ultra-Thin Magnetic Lights

Magnetic Lights

www.shoaco.com





# Ultra-Thin Magnetic Lights

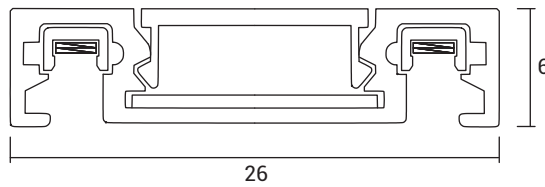


Magnetic Lights

www.shoaco.com



SH-MG-Track-BK-2M





# Ultra-Thin Magnetic Lights

Magnetic Lights

www.shoaco.com



24°  
630 LUMENS  
7W



360°  
2880 LUMENS  
32W

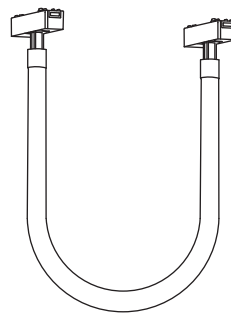
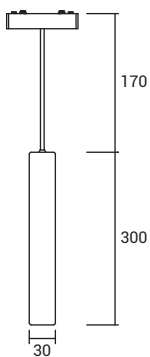


360°  
1440 LUMENS  
16W

SH-MG-05-HG300

SH-MG-FX-2000

SH-MG-FX-1000



1000MM/2000MM

- 48V
- CRI > 90
- OSRAM LED
- IP20
- Cool White 4000K
- Class I
- 35,000h

# Ultra-Thin Magnetic Lights



Magnetic Lights

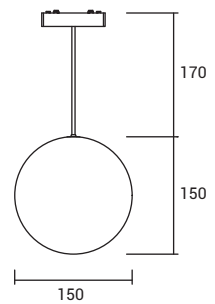
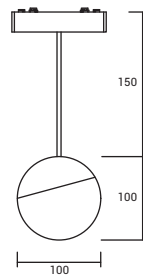
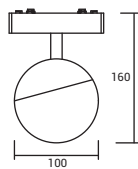
www.shoaco.com



SH-MG-04-10w-R

SH-MG-05-R-HG-100

SH-MG-05-E-150



48V

OSRAM LED CRI > 90

Cool White 4000K IP20

35,000h Class I

# Ultra-Thin Magnetic Lights



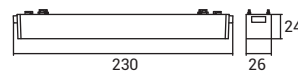
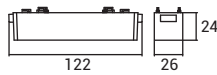
6W



12W

SH-MG-01-6W

SH-MG-01-12W





18W



24W

SH-MG-01-18W

SH-MG-01-24W




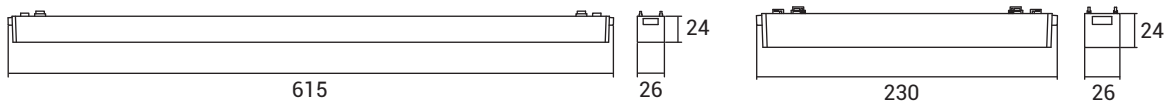
-  
-  
-  
-  

# Ultra-Thin Magnetic Lights




SH-MG-02-600F

SH-MG-02-230F



SH-MG-02-900F




-  100°
-  48V
-  OSRAM LED
-  CRI > 90
-  Cool White 4000K
-  IP20
-  35,000h
-  Class I



# Ultra-Thin Magnetic Lights


Magnetic Lights

www.shoaco.com



450 LUMENS

5W

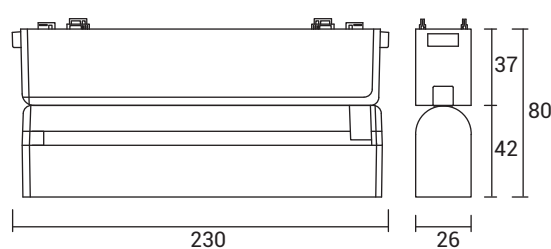
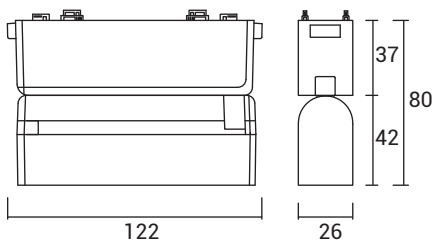


900 LUMENS

10W

SH-MG-03-Linear-5W

SH-MG-03-Linear-10W



- 48V
- 100°
- CRI > 90
- OSRAM LED
- IP20
- Cool White 4000K
- Class I
- 35,000h

# Ultra-Thin Magnetic Lights




Magnetic Lights

www.shoaco.com



540 LUMENS

6W

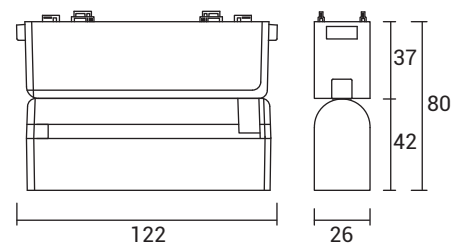
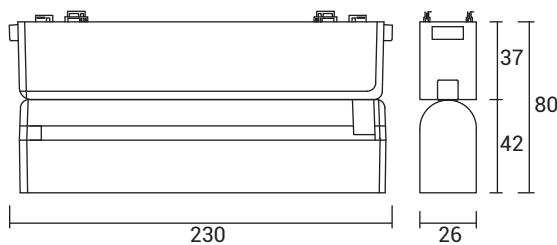


1080 LUMENS

12W

SH-MG-03-Multi-12W

SH-MG-03-Multi-6W



- 24°
- 48V
- OSRAM LED
- CRI > 90
- Cool White 4000K
- IP20
- 35,000h
- Class I





# Ultra-Thin Magnetic Lights

Magnetic Lights

www.shoaco.com



810 LUMENS

9W



1620 LUMENS

18W



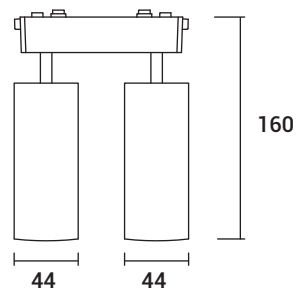
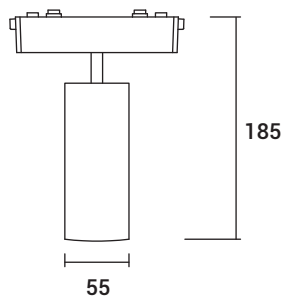
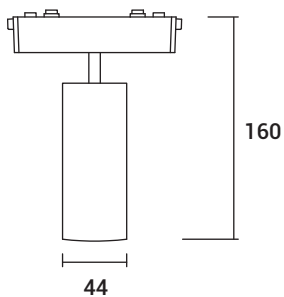
1620 LUMENS

2x9W

SH-MG-04-9w-TR

SH-MG-04-18w-TR

SH-MG-04-2x9w-TR



# Ultra-Thin Magnetic Lights



Magnetic Lights

www.shoaco.com



540 LUMENS

6W

540 LUMENS

6W

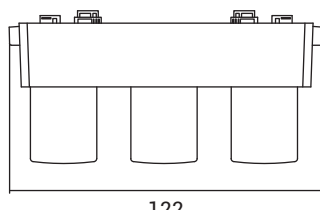
540 LUMENS

6W

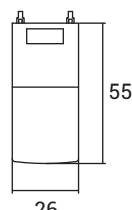
SH-MG-04-3x2W

SH-MG-04-C-ADJ-80

SH-MG-04-C-80

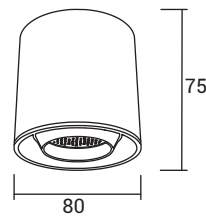


122



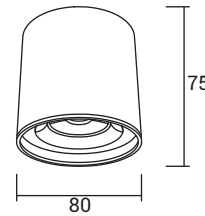
55

26



75

80



75

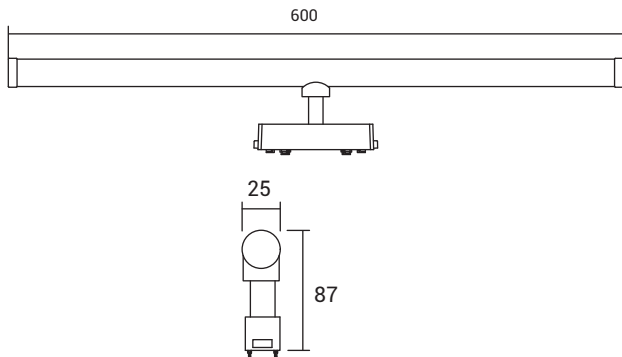
80



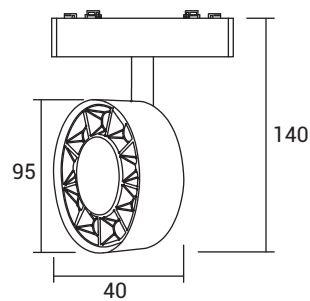
# Ultra-Thin Magnetic Lights



SH-MG-04-20w-F



SH-MG-04-9w-G



- 48V
- CRI > 90
- OSRAM LED
- IP20
- Cool White 4000K
- Class I
- 35,000h


# Ultra-Thin Magnetic Lights




Magnetic Lights

[www.shoaco.com](http://www.shoaco.com)

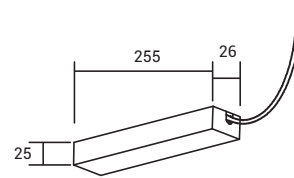
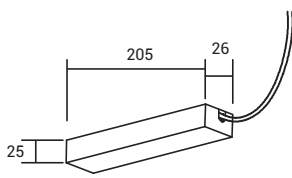
# Ultra-Thin Magnetic Lights



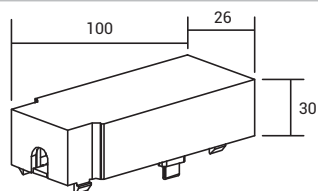
SH-T26-100W-DR



SH-T26-200W-DR




SH-T26-Box



# Ultra-Thin Magnetic Lights




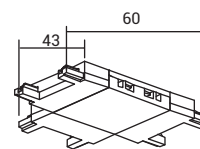
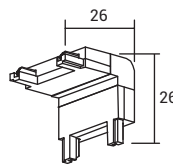
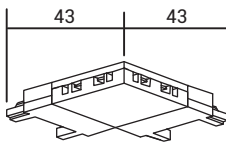
Magnetic Lights



SH-T26-A-L

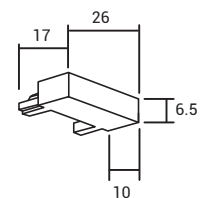
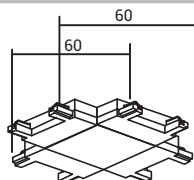
SH-T26-A-LV

SH-T26-A-T




SH-T26-A-X


SH-T26-A-I




www.shoaco.com



Ceiling lights provide overall illumination to a room, making it easier to see and move around. They are important for creating a well-lit and inviting atmosphere in any space, and can be used in a variety of settings such as homes, offices, and commercial buildings. Ceiling mount lights are fixtures that are attached directly to the ceiling surface, while ceiling recessed lights are installed into a hollow opening in the ceiling, creating a seamless and flush appearance.



# 14 Ceiling Lights





# Track Lights



Track-1M  
Track-2M



Accessories



2910 LUMENS

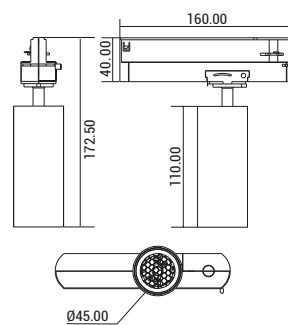
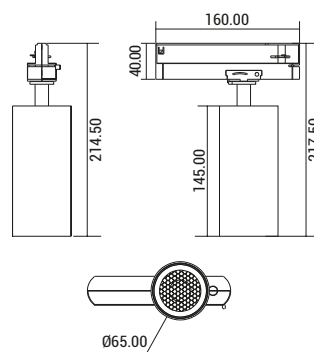
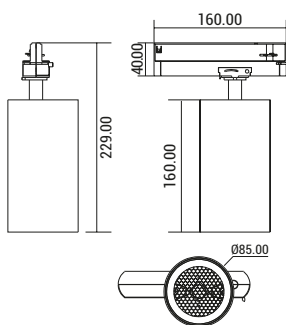
1920 LUMENS

900 LUMENS

SH-DL437-30W

SH-DL436-20W

SH-DL439-10W



bridgelux

- 
- 
- 
- 
- 
- 
-

# Track Lights



Track-1M  
Track-2M



Accessories



900 LUMENS

1920 LUMENS

2910 LUMENS

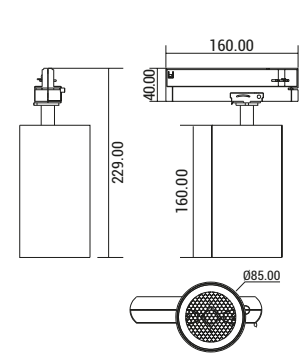
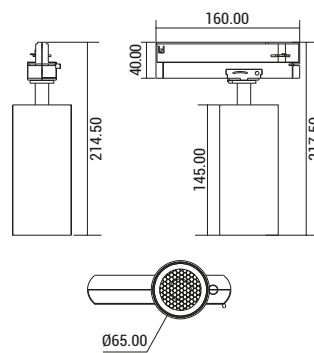
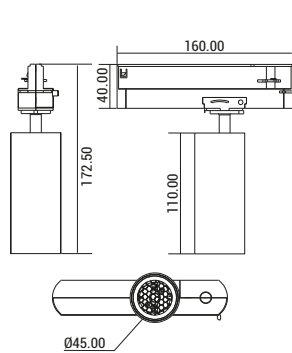
SH-DL439-10W

SH-DL436-20W

SH-DL437-30W

bridgelux

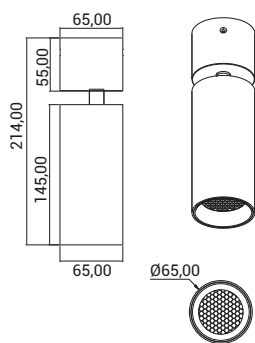
- 
- 
- 
- 
- 
- 
- 



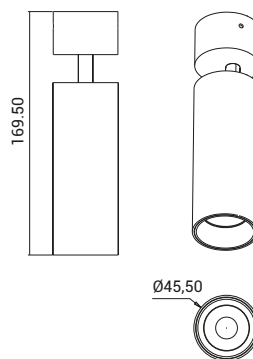
# Adjustable Solo Lights



SH-446-20W



SH-449-10W



bridgelux®

- 24°
- IP20
- Cool White 4000K
- CRI > 90
- Warm White 3000K
- 220-240V
- 50,000h

# Pendant Lights



Ceiling Lights

www.shoaco.com



490 LUMENS

7W

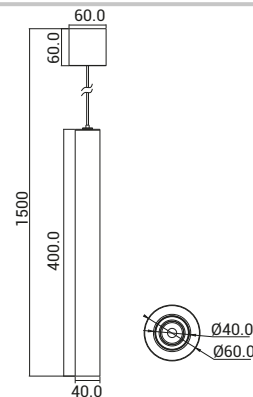
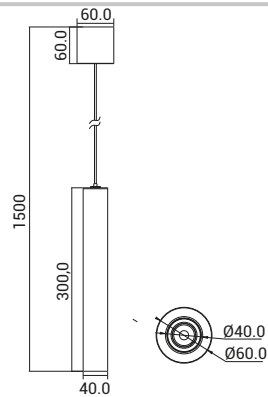


840 LUMENS

12W

SH-2205-7W

SH-2205-12W



bridgelux



# Pendant & Ceiling Lights

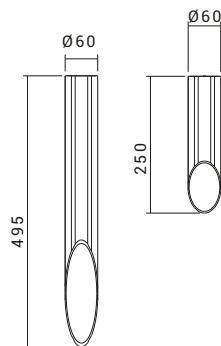
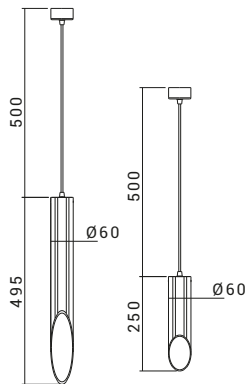


SH-2606S

SH-2605S

SH-2606

SH-2605



# Ceiling Light



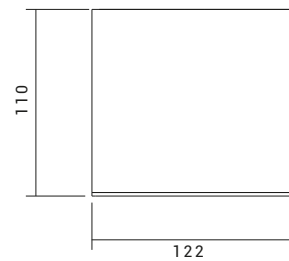
Ceiling Lights

www.shoaco.com



SH-4416-7W

- 400 LUMENS
- IP 4X
- GU10
- 600
- Daylight 6000K
- CRI > 80
- Cool White 4000K
- No Flicker
- Warm White 3000K
- 230V 50Hz
- Class I





# Sun Lights

Ceiling Lights

www.shoaco.com



500 LUMENS

570



SH-5016-7W



400 LUMENS

475



SH-4016-7W

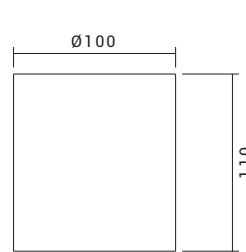
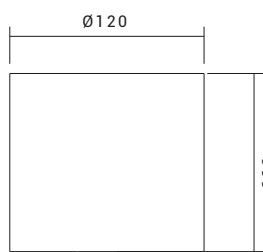
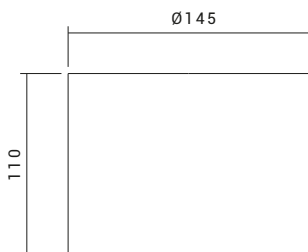


300 LUMENS

350



SH-3016-5W



# Sun Lights



Ceiling Lights

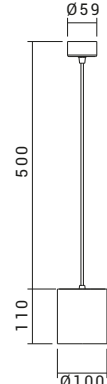
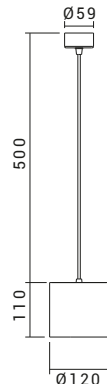
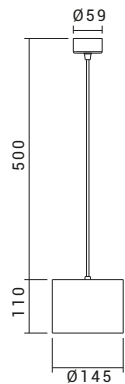
www.shoaco.com



SH-5016S-7W

SH-4016S-7W

SH-3016S-5W



- IP 4X
- GU5.3
- GU10
- CRI > 80
- Cool White 4000K
- No Flicker
- Warm White 3000K
- 230V 50Hz
- Class I



# Moon Lights



1400 LUMENS

560



1050 LUMENS

440



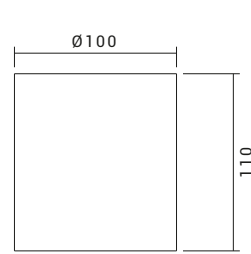
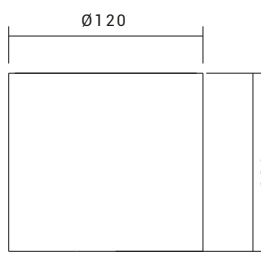
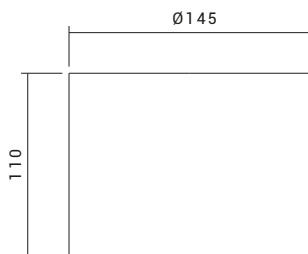
500 LUMENS

320

SH-5017-20W

SH-4017-15W

SH-3017-9W



CRI > 80

No Flicker

230V 50Hz

# Moon Lights



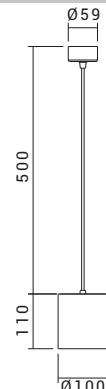
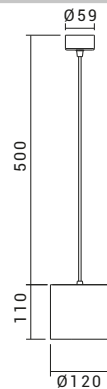
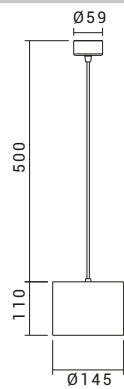
Ceiling Lights










SH-5017S-20W

SH-4017S-15W

SH-3017S-9W



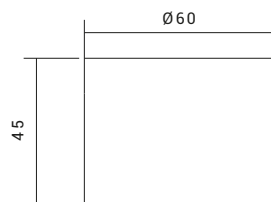
-  IP 4X
-  CRI > 80
-  Cool White 4000K
-  No Flicker
-  Warm White 3000K
-  230V 50Hz
-  Class I

www.shoaco.com

# Mini Moon Light



SH-2017-7W




# Slim Moon Light




Ceiling Lights

www.shoaco.com



SH-5018-20W

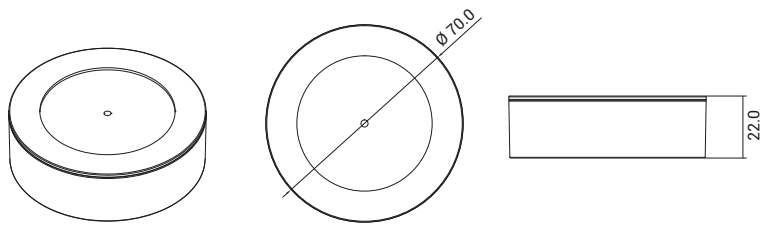


- IP 4X
- 20W
- 1600 LUMENS
- CRI > 80
- Cool White 4000K
- No Flicker
- Warm White 3000K
- 230V 50Hz
- Class I

# Slim Sun Light



SH-WG1617-5W



bridgelux.



# Round LED Panel



Ceiling Lights

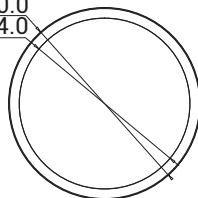
www.shoaco.com



SH-ML10021-42W

SH-ML10021S-42W

Ø500.0  
Ø444.0



50.0



**SAMSUNG**







# Ceiling Lights



960 LUMENS

12W

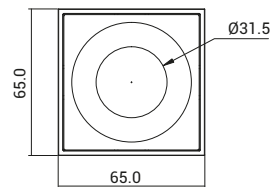
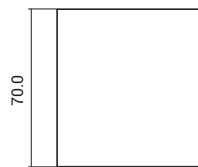
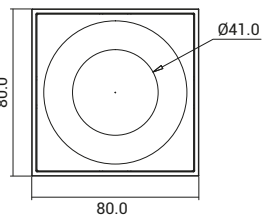
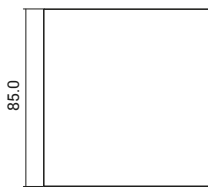


480 LUMENS

6W

SH-1012F-12W

SH-1006F-6W



bridgelux®

24° IP 20

Warm White 3000K CRI > 80

220-240V 50,000h

# Ceiling Lights



Ceiling Lights


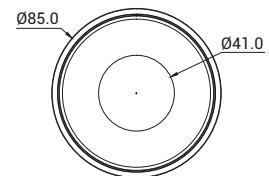
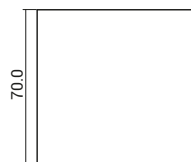
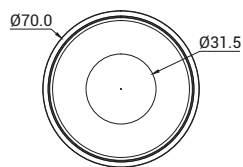


www.shoaco.com




SH-ML1006R-6W

SH-ML1012R-12W



bridgelux








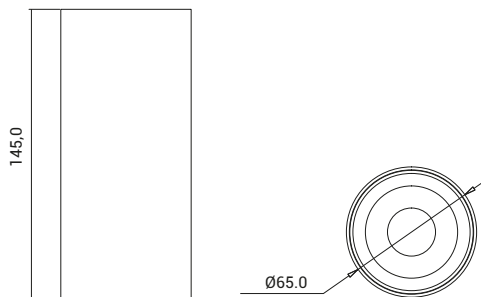
# Solo Light

Ceiling Lights

www.shoaco.com




SH-456-15W



bridgelux®



# Ceiling Lights



Ceiling Lights

www.shoaco.com

44°  
17200 LUMENS  
20W

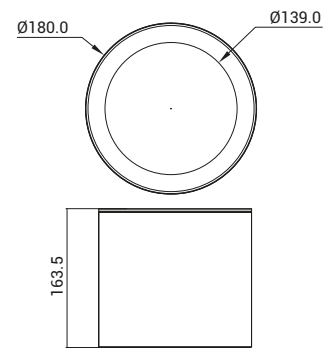
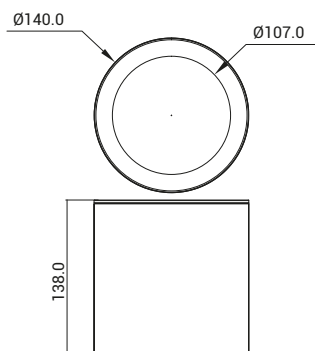


46°  
3480 LUMENS  
40W



SH-ML4022-20W

SH-ML6022-40W



bridgelux


IP 20  
CRI > 80  
50,000h  
Cool White 4000K  
Warm White 3000K  
230V 50Hz



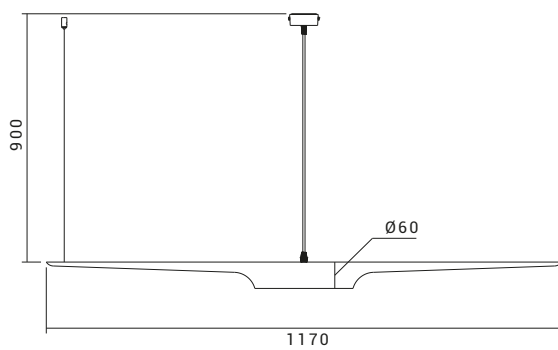
# Pendant Light

Ceiling Lights

www.shoaco.com



SH-4118-14W




- 105°
- Daylight 6000K
- 14W
- Cool White 4000K
- CRI > 80
- Warm White 3000K
- No Flicker
- 230V 50Hz
- Class I

# Pendant Light

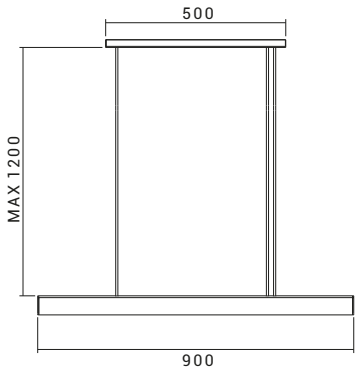


Ceiling Lights

www.shoaco.com



SH-1890-30W



- 2500 LUMENS
- IP 4X
- 30W
- 180°
- CRI > 80
- Cool White 4000K
- Class II
- 230V 50Hz




# Linear Pendant Light

Ceiling Lights

www.shoaco.com



SH-305R-24W



bridgelux®



- IP 20
- 24°
- Daylight 6000K
- 2160 LUMENS
- Cool White 4000K
- 24W
- Warm White 3000K
- CRI > 80
- 220 240V
- 50,000h

# Dotline Lights



Ceiling Lights

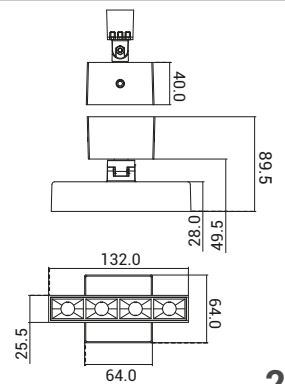
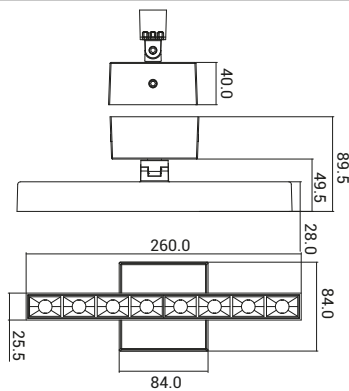
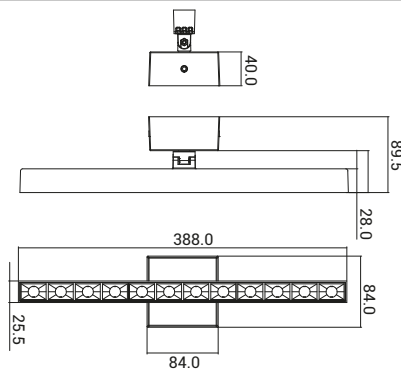
www.shoaco.com



SH-XT304M-20W

SH-XT304M-14W

SH-XT304M-8W



- 
- 
- 
- 
- 
- 
-

# Full Moon

Ceiling Lights

www.shoaco.com


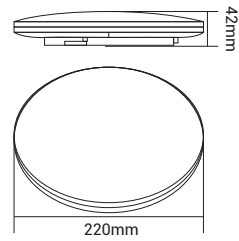
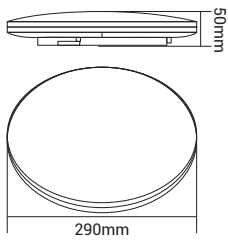
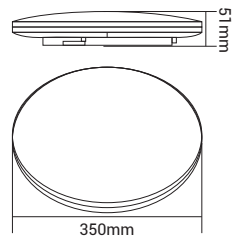
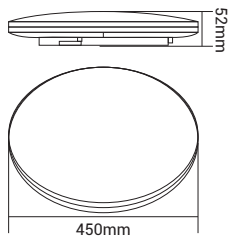


SH-1115-50W

SH-1115-36W

SH-1115-24W

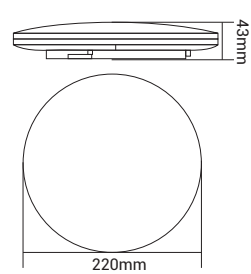
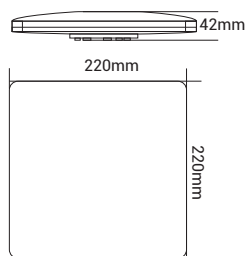
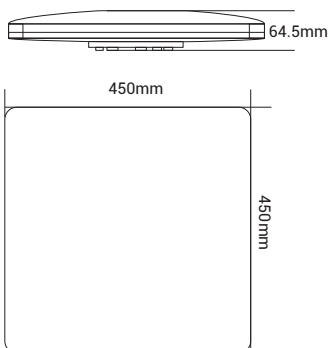
SH-1115-18W



SH-1075-50W

SH-1075-18W

SH-1115S-18W



# Waterproof Ceiling Lights



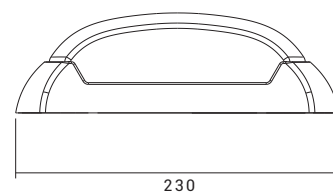
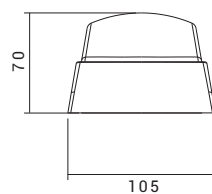
Ceiling Lights



www.shoaco.com



SH-230M



- 1000 LUMENS
- No Flicker
- 12W
- IP 65
- CRI > 80
- Cool White 4000K
- 12V
- 230V 50Hz
- Class III
- Class II

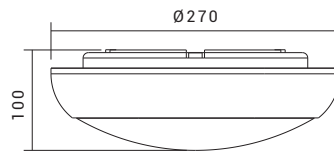
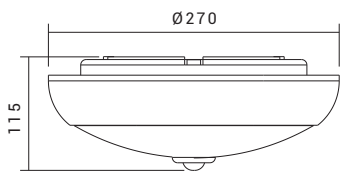


# Ceiling Lights



SH-2612S

SH-2612




# Panel Lights



Pendant



Mount Ceiling



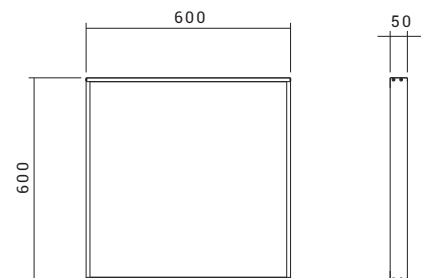
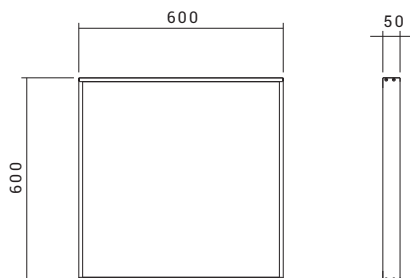
Panel Lights

www.shoaco.com



SH-60x60-54W

SH-60x60-40W



- 
- 
- 
- 
- 
- 
- 
- 
-

# Low Bay

Ceiling Lights

www.shoaco.com



1700 LUMENS  
18W


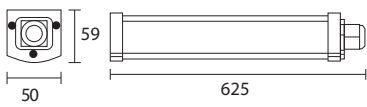


3400 LUMENS  
36W



SH-06H-06-18W

SH-06H-12-36W



IP 65

Cool White 4000K

230V 50Hz

110°

30,000h

# Low Bay

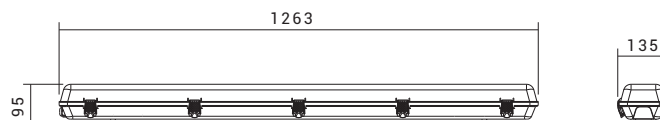


Ceiling Lights

www.shoaco.com



SH-236J



2175



IP 65



230V  
50Hz



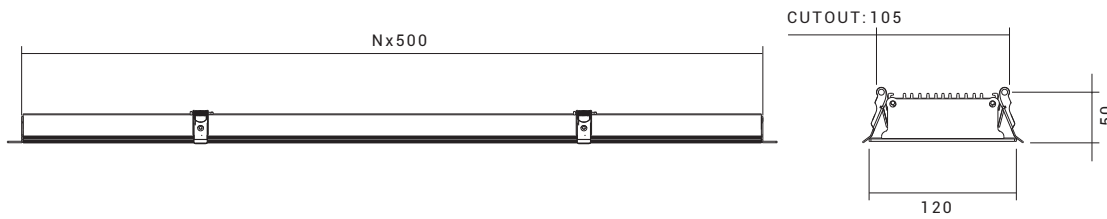
# Pro-Linear

Linear Lights

www.shoaco.com




SH-1811



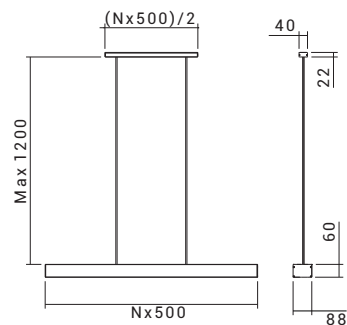
Order Quantity: nx50cm

- 4650 L/M
- 50 W/M
- IP 4X
- CRI > 80
- 120°
- 2300 lm
- Cool White 4000K
- No Flicker
- Class I
- 230V 50Hz



-  50 W/M
-  4500 L/M
-  CRI > 80
-  IP 4X
-  3000 lm
-  120°
-  No Flicker
-  Cool White 4000K
-  230V 50Hz
-  Class I

## SH-1811S



Order Quantity: nx50cm




# Pro-Linear

Linear Lights

www.shoaco.com



SH-1811M



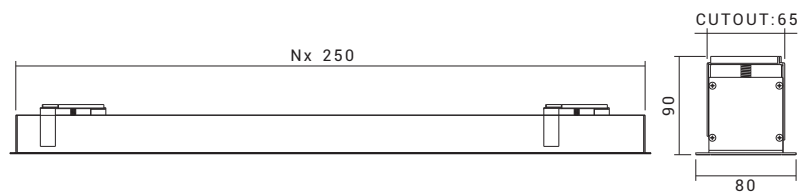
Order Quantity: nx50cm

-  4500 L/M
-  50 W/M
-  IP 4X
-  2500 Gram
-  120°
-  CRI > 80
-  Cool White 4000K
-  No Flicker
-  Class I
-  230V 50Hz



SH-1814

- 120°
- 36 W/M
- 2520 L/M
- Gr<sub>III</sub> 1500
- IP 4X
- CRI > 80
- Warm White 3000K
- No Flicker
- Cool White 4000K
- 230V 50Hz
- Class I








# Linear

Linear Lights

www.shoaco.com



SH-1814M

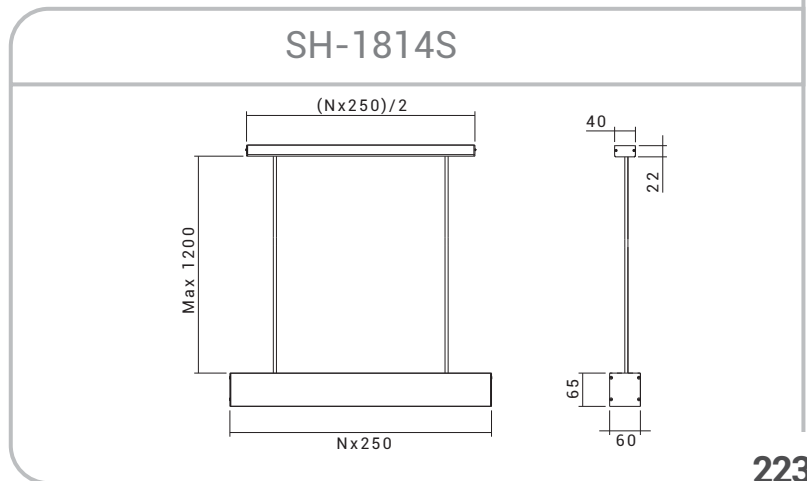


Order Quantity: nx50cm

- 120°
- 2520 L/M
- IP 4X
- Warm White 3000K
- Cool White 4000K
- 36 W/M
- 1500 lm
- CRI > 80
- No Flicker
- Class I
- 230V 50Hz




- 120°
- 36 W/M
- 2520 L/M
- 1700 lumens
- IP 4X
- CRI > 80
- Warm White 3000K
- No Flicker
- Cool White 4000K
- 230V 50Hz
- Class I



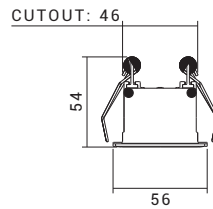
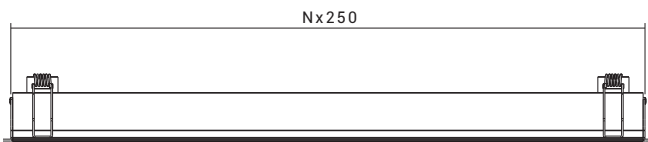
# Linear

## Linear Lights

www.shoaco.com



SH-1813



Order Quantity: nx25cm

- 100°
- IP 4X
- 2700 L/M
- Cool White 4000K
- Warm White 3000K
- Class I
- No Flicker
- 36 W/M
- CRI > 80
- 90lm/1000
- 230V 50Hz



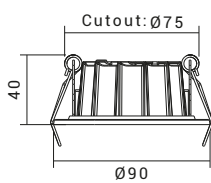
# SMD Downlights



385 LUMENS  
Gr 115



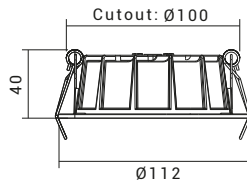
SH-2020-7W



675 LUMENS  
Gr 150



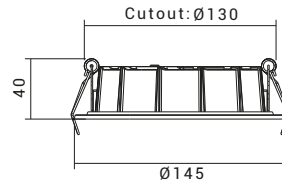
SH-3020-9W



1350 LUMENS  
Gr 234



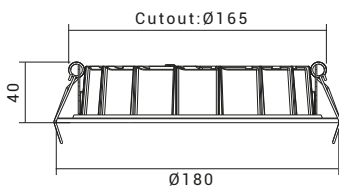
SH-4020-15W



1900 LUMENS  
Gr 333



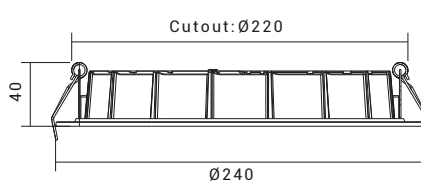
SH-6020-20W



2850 LUMENS  
Gr 615



SH-8020-30W



- 120°
- Daylight 6000K
- IP 43
- Cool White 4000K
- CRI > 80
- Warm White 3000K
- No Flicker
- Class I
- 230V 50Hz

# Waterproof Downlights

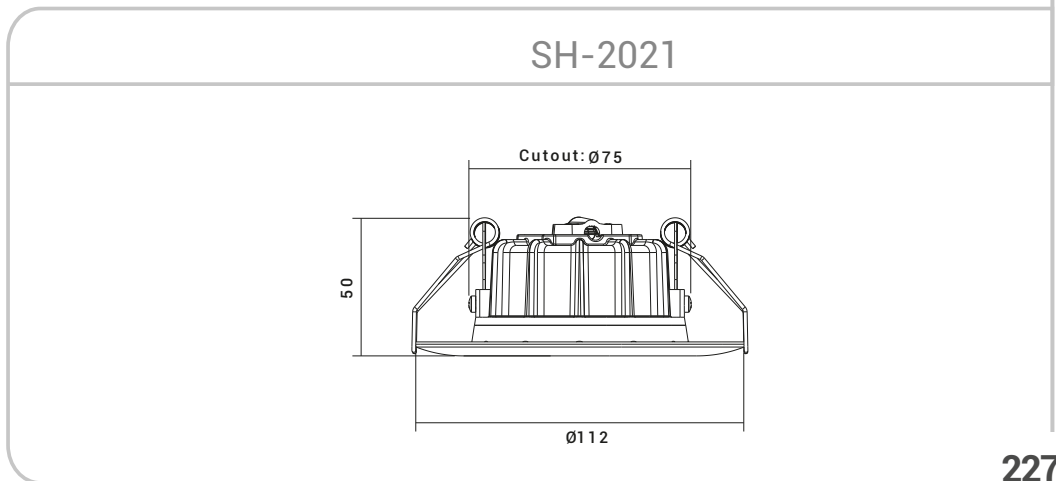


Downlights



www.shoaco.com



- 120°
- 240
- IP 65
- 7W
- 385 LUMENS
- CRI > 80
- Daylight 6000K
- No Flicker
- Cool White 4000K
- 12V
- Warm White 3000K
- 230V 50Hz
- Class I



# Downlights



960 LUMENS

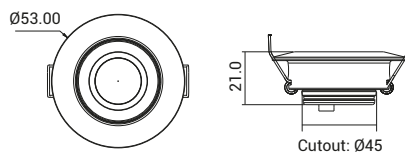
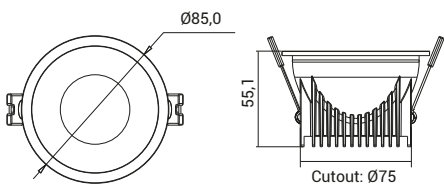


320 LUMENS

CRI > 80

SH-2532-12w

SH-551-4w



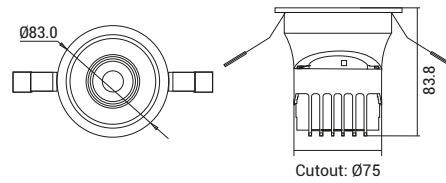
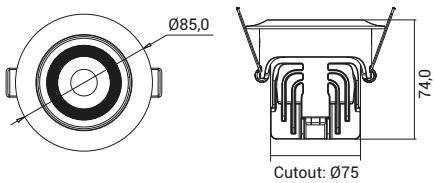
1080 LUMENS



864 LUMENS

SH-704-12w

SH-706-12w




bridgelux

- Cool White 4000K
- IP 20
- Warm White 3000K
- CRI > 90
- 220 240V
- 50,000h

# Downlights

Downlights

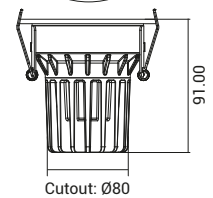
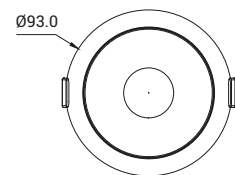
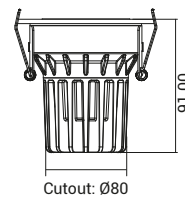
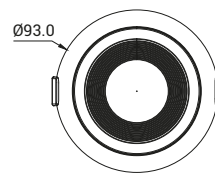
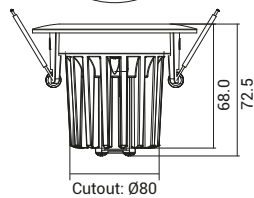
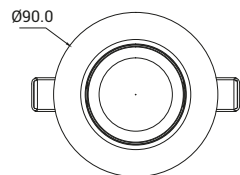
www.shoaco.com



SH-AL568-12W

SH-LJ661-3-12W

SH-LJ661-1-9W



bridgetlux.





# Downlights

Downlights

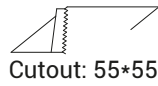
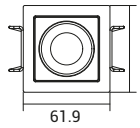
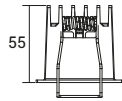
www.shoaco.com



451 LUMENS

5W

SH-10A-01



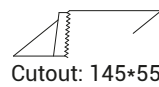
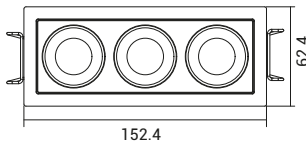
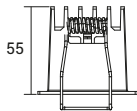
Cutout: 55\*55



1130 LUMENS

15W

SH-10A-03



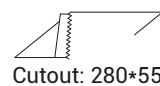
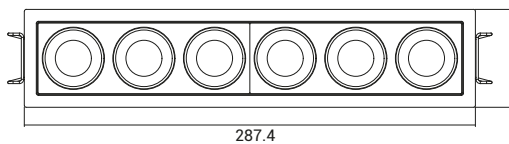
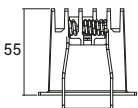
Cutout: 145\*55



2254 LUMENS

30W

SH-10A-06



Cutout: 280\*55

CREE

Cool White 4000K

IP 20

Warm White 3000K

CRI > 80

220 240V



# COB Downlights



560 LUMENS

SH-AL2512-7W



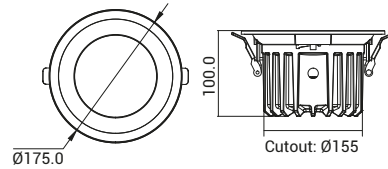
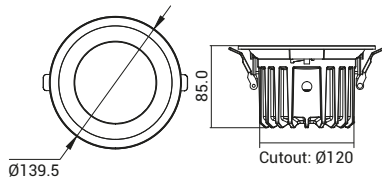
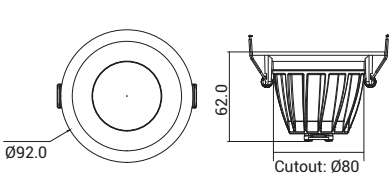
1215 LUMENS

SH-AL4029-15W



2550 LUMENS

SH-AL5029-30W



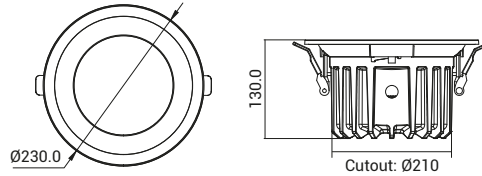
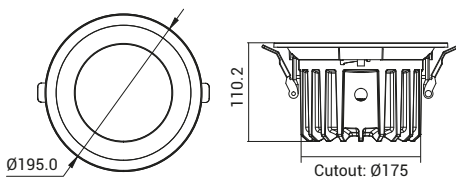
3600 LUMENS

SH-AL6029-40W



4600 LUMENS

SH-AL8029-50W



bridgelux



# COB Downlights

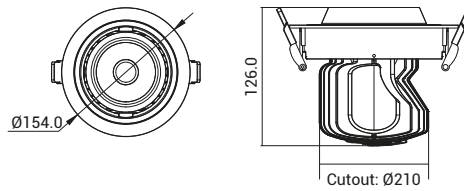
Downlights



3276 LUMENS



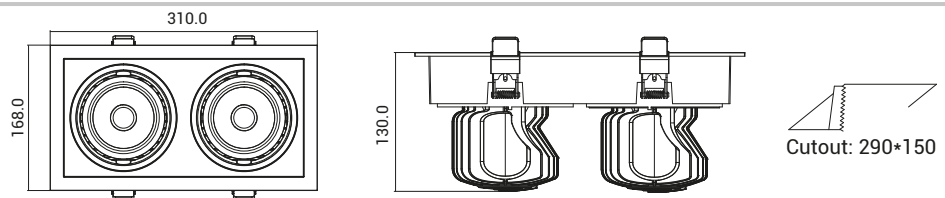
SH-AL6701-36W



6480 LUMENS



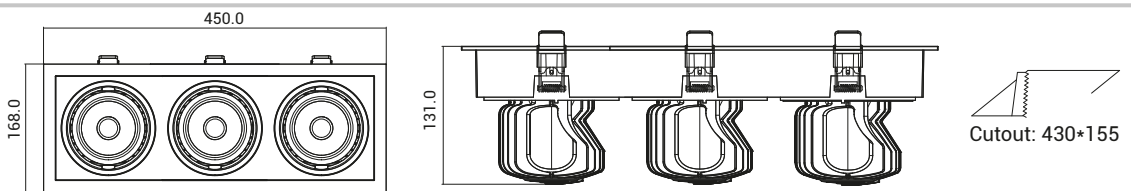
SH-AL6702-2x36W



9774 LUMENS



SH-AL6703-3x36W



bridgelux



www.shoaco.com

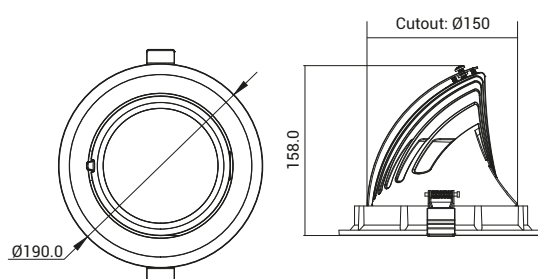
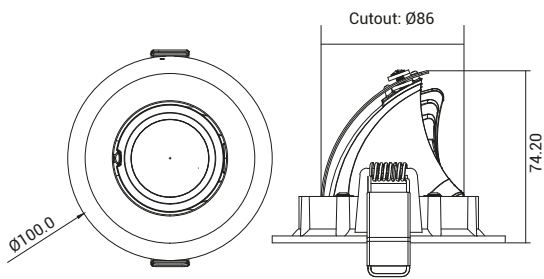
# COB Downlights



SH-AL930-8W



SH-AL934-30W



bridgelux

- Cool White 4000K
- IP 20
- Warm White 3000K
- CRI > 80
- 220-240V
- 50,000h

# COB Downlights



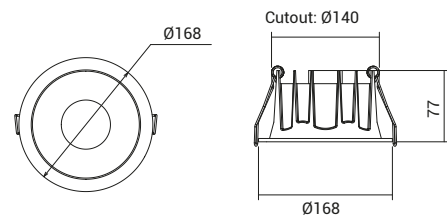
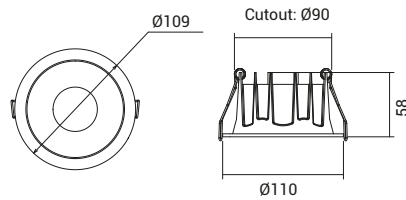
Downlights

www.shoaco.com



SH-53-15W

SH-53-30W



CRI > 80

Cool White 4000K

240V

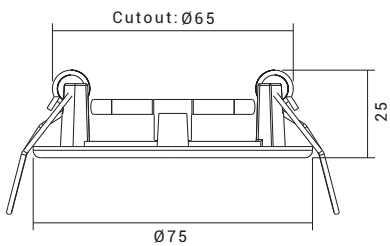
# Downlight Frames

Downlights

www.shoaco.com




SH-1029



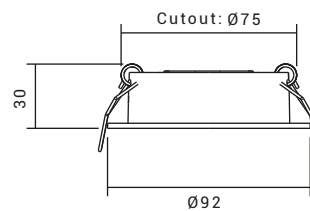
# Downlight Frames

Downlights

www.shoaco.com



SH-918





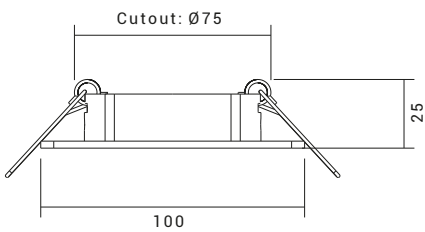
# Downlight Frames

Downlights

www.shoaco.com



SH-917S



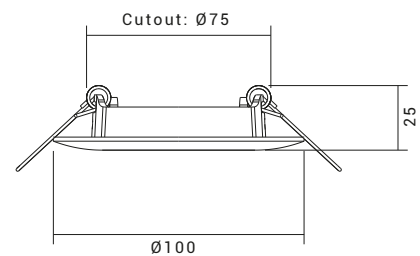
# Downlight Frames

Downlights

www.shoaco.com



SH-917



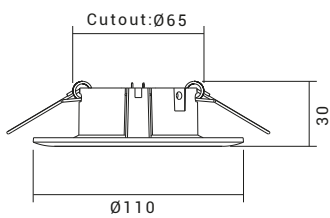
# Downlight Frames

Downlights

www.shoaco.com



SH-920



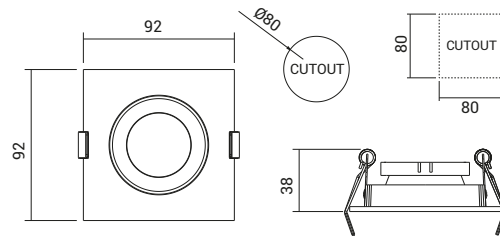
# Downlight Frames

Downlights

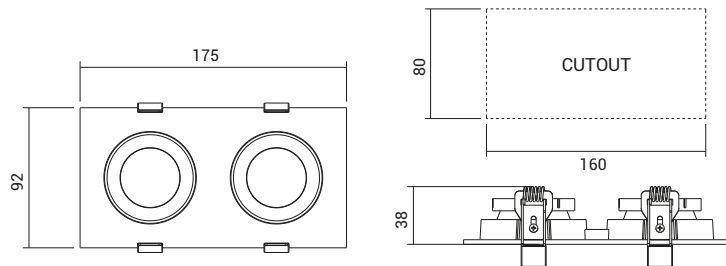
www.shoaco.com



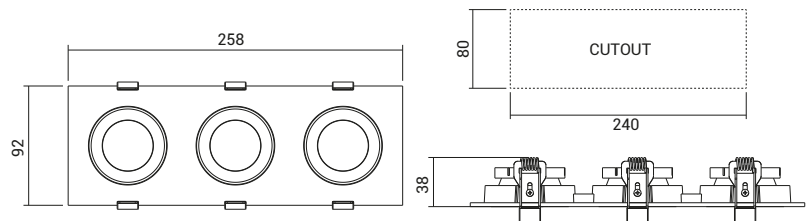
SH-6101



SH-6102



SH-6103

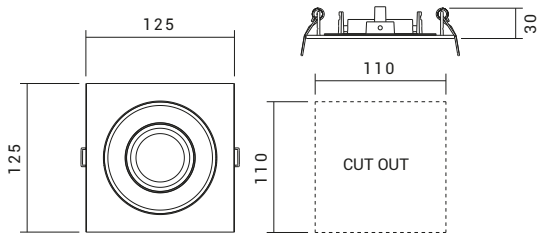


# Downlight Frames

Downlights



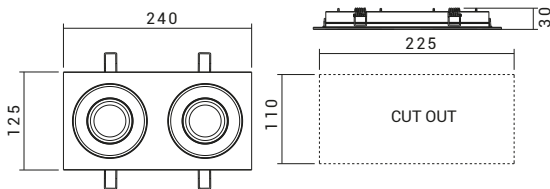
SH-6301



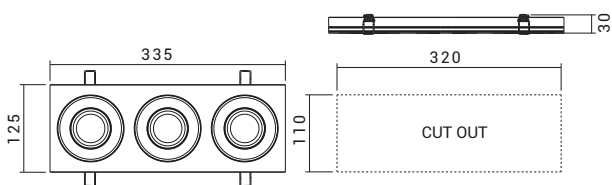
www.shoaco.com



SH-6302



SH-6303



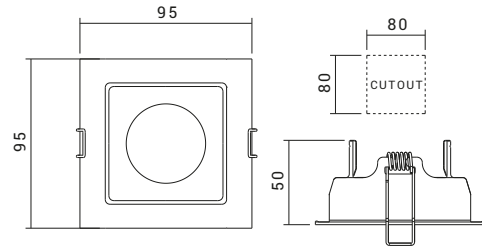
# Downlight Frames

Downlights

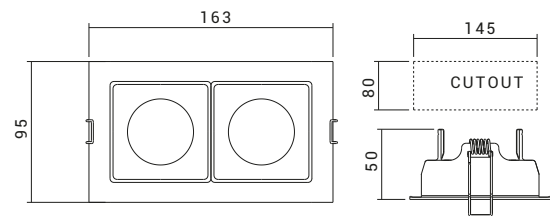
www.shoaco.com



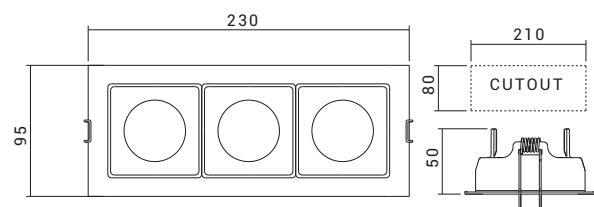
SH-6201



SH-6202



SH-6203

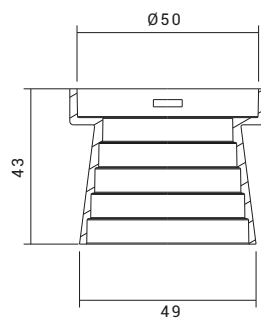


# Darklight Reflector

- Easy installation on most frame.
- Anti - glare




SH-916D







2024



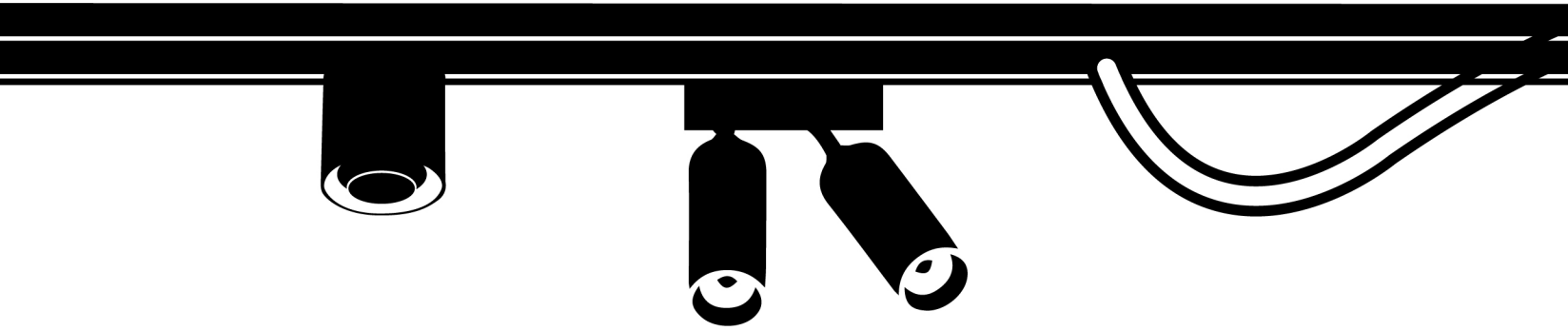
[www.shoaco.com](http://www.shoaco.com)



[@shoalighting](https://www.instagram.com/shoalighting)



[shoalighting](https://www.instagram.com/shoalighting)



    
SHOALIGHTING SHOACO.COM SHOALIGHTING